

1.  pasek

e t b l

2.  bluzka

s b u o l e

3.  kozaki

o s t o b

4.  guzik

o t b u t n

5.  czapka

p c a

6.  płaszcz

o t c a

7.  sukienka

r s s e d

8.  rękawiczka z pięcioma
palcami

e g v o l s

9.  kurtka

e j k c a t

10.  dzinsy

e a n s j

11.  sweter

e j p m u r

12.  legginsy



g n l e g i s g

13.   rękawiczki z jednym palcem

m n s e t i t

14.   sandały

a l n s s a d

15.   buty

h s e s o

16.   spódnica

k i r t s

17.   rękaw

e s l v e e

18.   skarpetki

o s k s c

19.   bluza

t w r s s t h i e a

20.   top (koszulka)

p t o

21.   dres

k t s i t u r a c

22.   buty sportowe

r s t a e n i r



23.   spodnie

r s t o e s u r

24.   T-shirt

r - T i h s t

-

25.   zamek błyskawiczny

p z i

1. pasek



- A sandals
B trousers
C belt
D button

2. bluzka




- A blouse
B belt
C shoes
D jumper

3. kozaki



- A trainers
B boots
C belt
D leggings

4. guzik



- A jeans
B skirt
C boots
D button

5. czapka



- A boots
B cap
C jacket
D trousers

6. płaszcz



- A gloves
B coat
C sleeve
D dress

7. sukienka



- A jeans
B shoes
C trainers
D dress

8. rękawiczka z pięcioma palcami




- A gloves
B cap
C T-shirt
D trousers

9. kurtka




- A mittens
- B sleeve
- C top
- D jacket

13. rękawiczki z jednym palcem



- A boots
- B shoes
- C mittens
- D jeans

10. dżinsy



- A trainers
- B tracksuit
- C jeans
- D boots

14. sandały



- A sandals
- B tracksuit
- C mittens
- D skirt

11. sweter



- A blouse
- B jumper
- C cap
- D socks

15. buty



- A shoes
- B gloves
- C boots
- D socks

12. legginsy



- A mittens
- B gloves
- C leggings
- D trainers

16. spódnica



- A skirt
- B zip
- C jumper
- D jeans

17. rękaw



- A dress
- B sweatshirt
- C top
- D sleeve

21. dres



- A boots
- B button
- C tracksuit
- D gloves

18. skarpetki



- A coat
- B socks
- C tracksuit
- D T-shirt

22. buty sportowe



- A button
- B blouse
- C top
- D trainers

19. bluza



- A jeans
- B gloves
- C sleeve
- D sweatshirt

23. spodnie



- A socks
- B trousers
- C button
- D coat

20. top (koszulka)



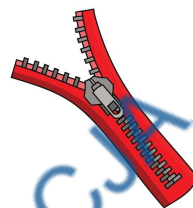
- A jeans
- B top
- C tracksuit
- D T-shirt

24. T-shirt




- A sweatshirt
- B T-shirt
- C dress
- D button

25. zamek błyskawiczny



- A zip
- B T-shirt
- C button
- D mittens



Poziomo

Pionowo

- | | | | |
|------------------|------------------------------------|--------------------------------------|----------------------------|
| 2. bluzka (6) | 13. rękawiczki z jednym palcem (7) | 1. pasek (4) | 16. spódnica (5) |
| 3. kozaki (5) | 17. rękaw (6) | 4. guzik (6) | 19. bluza (10) |
| 7. sukienka (5) | 18. skarpetki (5) | 5. czapka (3) | 22. buty sportowe (8) |
| 9. kurtka (6) | 20. top (koszulka) (3) | 6. płaszcz (4) | 23. spodnie (8) |
| 10. dżinsy (5) | 21. dres (9) | 8. rękawiczka z pięcioma palcami (6) | 25. zamek błyskawiczny (3) |
| 11. sweter (6) | 24. T-shirt (6) | 14. sandały (7) | |
| 12. legginsy (8) | | 15. buty (5) | |

💡 Wpisz poprawną literę w każdym miejscu.

A. socks

B. mittens

C. button

D. blouse

E. dress

F. skirt

G. sandals

H. zip

I. sweatshirt

J. leggings

K. cap

L. trainers

M. jeans

N. T-shirt

O. sleeve

P. tracksuit

Q. boots

R. belt

S. shoes

T. trousers

U. coat


























V. gloves

W. jumper

X. top

Y. jacket

- | | | | | | | | |
|-----|---|----------------|-------|-----|--|----------------------------------|-------|
| 1. |  | buty | _____ | 14. |  | spódnica | _____ |
| 2. |  | pasek | _____ | 15. |  | guzik | _____ |
| 3. |  | sandały | _____ | 16. |  | rękawiczki z
jednym palcem | _____ |
| 4. |  | bluza | _____ | 17. |  | zamek
błyskawiczny | _____ |
| 5. |  | kurtka | _____ | 18. |  | T-shirt | _____ |
| 6. |  | kozaki | _____ | 19. |  | legginsy | _____ |
| 7. |  | top (koszulka) | _____ | 20. |  | rękawiczka z
pięcioma palcami | _____ |
| 8. |  | czapka | _____ | 21. |  | spodnie | _____ |
| 9. |  | dżinsy | _____ | 22. |  | rękaw | _____ |
| 10. |  | dres | _____ | 23. |  | sukienka | _____ |
| 11. |  | plaszcz | _____ | 24. |  | buty sportowe | _____ |
| 12. |  | sweter | _____ | 25. |  | skarpetki | _____ |
| 13. |  | bluzka | _____ | | | | |

socks	mittens	 buty
button	blouse	 pasek
dress	skirt	 sandały
sandals	zip	 bluza
sweatshirt	leggings	 kurtka
cap	trainers	 kozaki
jeans	T-shirt	 top (koszulka)
sleeve	tracksuit	 czapka
boots	belt	 dżinsy
shoes	trousers	 dres
coat	gloves	 płaszcz
jumper	top	 sweter
jacket		 bluzka
		 spódnica
		 guzik
		 rękawiczki z jednym palcem
		 zamek błyskawiczny
		 T-shirt
		 legginsy
		 rękawiczka z pięcioma palcami
		 spodnie
		 rękaw
		 sukienka
		 buty sportowe
		 skarpetki

1. ☀ Clothes that are loose and not tight.

g y g b a

2. ☀ Clothes with a pattern of squares or lines.

k c c e d h e

3. ☀ Elegant or very stylish.

c y n f a

4. ☀ Covered in flowers or has a flower pattern.

e w r o f l y

5. ☀ Made from animal skin.

h a e e l t r

6. ☀ A symbol or design representing a brand or company.

o g o l

7. ☀ Not tight, fits in a relaxed way.

o s e l o

8. ☀ Simple with no patterns or designs.

i n a p l

9. ☀ Has small dots or spots.

t s t d e p o

10. ☀ Has lines going in one direction, usually parallel.

p i e r s t d

11. ☀ Fits very closely to the body.

h t g t i

12. ☀ Comfortable and informal clothing.

l s c a u a

13. ☀ Fancy or smart clothing worn for special occasions.

r a f m o l

14. ☀ Clothes designed for sports or active wear.

o t s r p y

15. ☀ Very fashionable or up to date with the latest styles.

e d t n r y

1. Clothes that are loose and not tight.
2. Clothes with a pattern of squares or lines.
3. Elegant or very stylish.
4. Covered in flowers or has a flower pattern.
5. Made from animal skin.
6. A symbol or design representing a brand or company.
7. Not tight, fits in a relaxed way.
8. Simple with no patterns or designs.
9. Has small dots or spots.
10. Has lines going in one direction, usually parallel.
11. Fits very closely to the body.
12. Comfortable and informal clothing.
13. Fancy or smart clothing worn for special occasions.
14. Clothes designed for sports or active wear.
15. Very fashionable or up to date with the latest styles.

Z	P	C	S	B	G	F	W	W	S	S	F	J
T	T	A	H	T	A	R	K	M	T	P	O	F
Q	S	R	X	E	R	G	V	W	I	O	R	A
K	R	S	E	K	C	I	G	T	G	T	M	N
C	G	L	D	N	O	K	P	Y	H	T	A	C
C	E	M	O	E	D	U	E	E	T	E	L	Y
R	A	J	F	G	T	Y	S	D	D	D	W	S
L	P	A	X	X	O	F	L	O	W	E	R	Y
W	L	M	I	J	H	S	P	O	R	T	Y	D
Y	A	L	E	A	T	H	E	R	J	W	I	W
A	I	D	S	Q	C	A	S	U	A	L	S	C
A	N	H	N	E	Z	B	D	L	O	O	S	E
C	U	J	D	Q	H	K	F	D	Z	J	L	T

Super Powers 7 Unit 2 - Lesson 1 -
describing clothes - słówka i definicja

Data: _____

Nazwa: _____

1. Clothes that are loose and not tight.

- A striped B baggy
C fancy D trendy

2. Clothes with a pattern of squares or lines.

- A checked B tight
C logo D flowery

3. Elegant or very stylish.

- A logo B casual
C fancy D baggy

4. Covered in flowers or has a flower pattern.

- A plain B logo
C flowery D striped

5. Made from animal skin.

- A checked B spotted
C leather D trendy

6. A symbol or design representing a brand or company.

- A logo B spotted
C fancy D striped

7. Not tight, fits in a relaxed way.

- A fancy B tight
C loose D striped

8. Simple with no patterns or designs.

- A spotted B formal
C logo D plain

9. Has small dots or spots.

- A spotted B leather
C casual D striped

10. Has lines going in one direction, usually parallel.

- A striped B loose
C sporty D casual

11. Fits very closely to the body.

- A tight B logo
C checked D casual

12. Comfortable and informal clothing.

- A formal B loose
C fancy D casual

13. Fancy or smart clothing worn for special occasions.

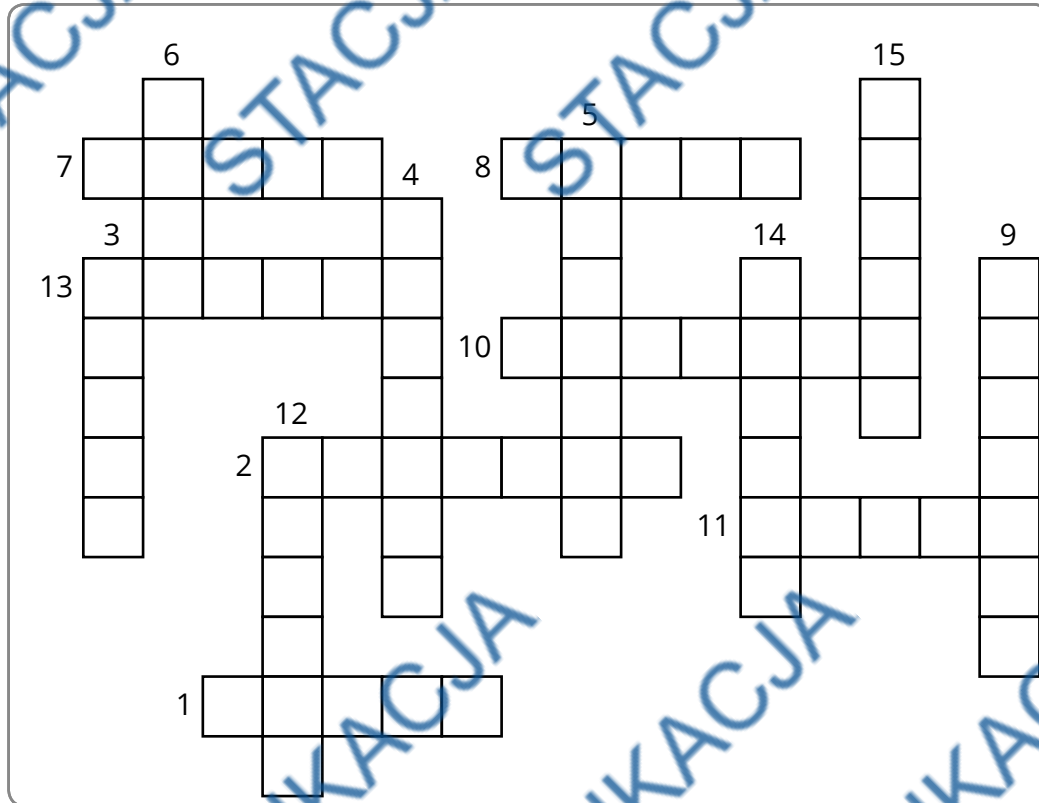
- A fancy B plain
C formal D sporty

14. Clothes designed for sports or active wear.

- A tight B sporty
C checked D formal

15. Very fashionable or up to date with the latest styles.

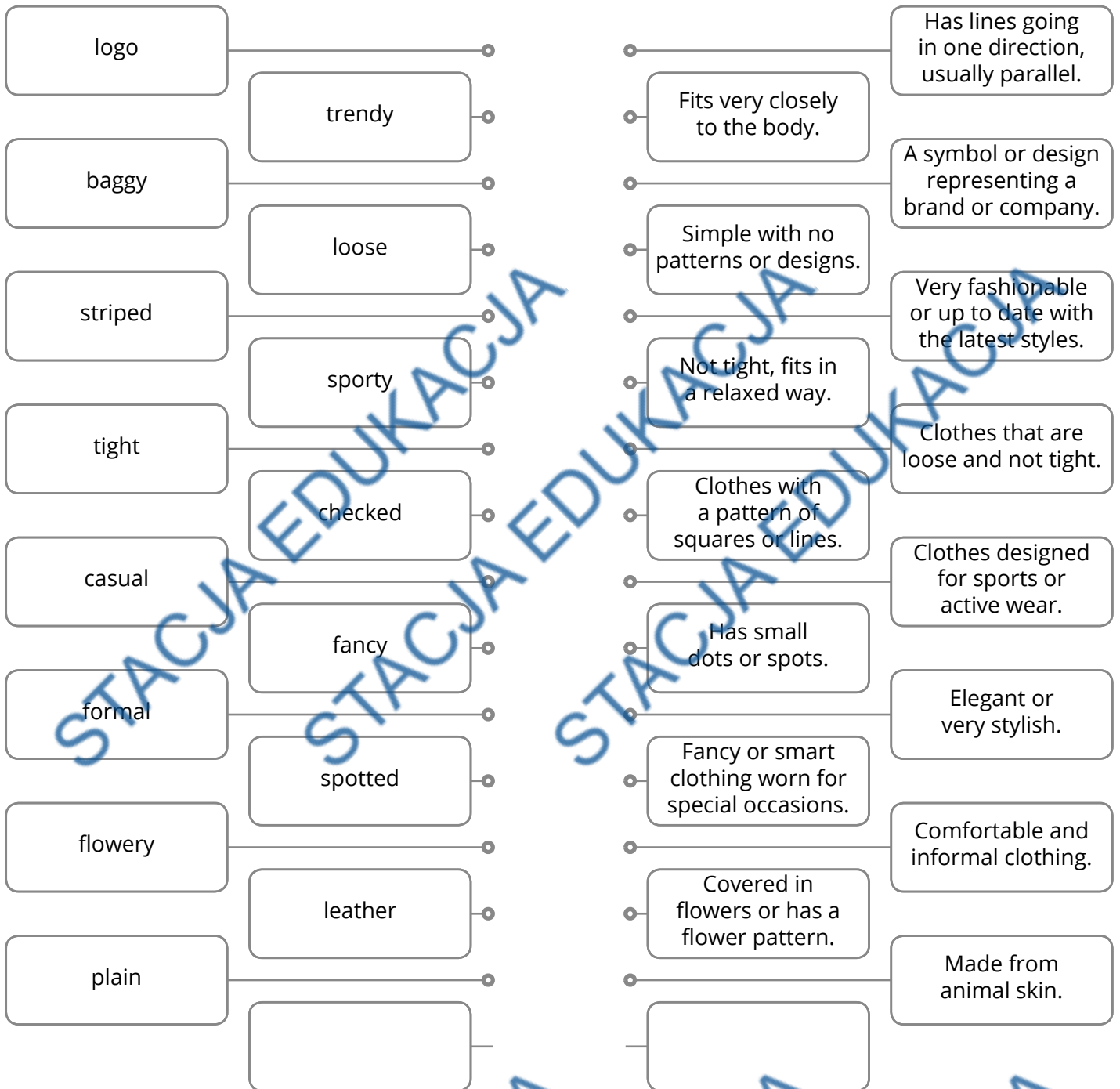
- A trendy B striped
C flowery D sporty



Poziomo

Pionowo

- | | | | |
|---|---|--|--|
| 1. Clothes that are loose and not tight. (5) | 11. Fits very closely to the body. (5) | 3. Elegant or very stylish. (5) | 12. Comfortable and informal clothing. (6) |
| 2. Clothes with a pattern of squares or lines. (7) | 13. Fancy or smart clothing worn for special occasions. (6) | 4. Covered in flowers or has a flower pattern. (7) | 14. Clothes designed for sports or active wear. (6) |
| 7. Not tight, fits in a relaxed way. (5) | | 5. Made from animal skin. (7) | 15. Very fashionable or up to date with the latest styles. (6) |
| 8. Simple with no patterns or designs. (5) | | 6. A symbol or design representing a brand or company. (4) | |
| 10. Has lines going in one direction, usually parallel. (7) | | 9. Has small dots or spots. (7) | |



1. A strip worn around the waist to hold pants or skirts.

t l b e

2. A light shirt for women.

s o e b l u

3. Shoes that cover your ankle or more.

o t s b o

4. A small item used to fasten clothes.

o t u n t b

5. A soft hat with a front brim.

a p c

6. A thick item worn to stay warm.

t a c o

7. A piece of clothing for women that covers the body and legs.

s s d e r

8. Items worn on hands to keep them warm.

e o s g l v

9. A short coat worn to keep warm.

e c t j a k

10. Pants made of denim.

e n s j a

11. A warm, knitted top.

e m r j u p

12. Tight-fitting pants.

n g e s g i l g

13. Gloves with one part for fingers and one for the thumb.

t t n s i m e

14. Open shoes with straps.

n l a a s s d

15. Something you wear on your feet.

h s e s o

16. A piece of clothing worn from the waist down.

k r t s i

17.💡 The part of a shirt that covers your arms.

e e s v e l

25.💡 A device used to close clothes or bags.

i p z

18.💡 Cloth worn on your feet inside shoes.

o s k s c

19.💡 A warm, casual top with long sleeves.

h r t s i e w t a s

20.💡 A shirt or blouse.

o p t

21.💡 A matching set of sports pants and top.

t a t c r s u k i

22.💡 Shoes for sports or running.

n e s a t r r i

23.💡 Pants that cover the legs.

s s u o t r r e

24.💡 A short-sleeved casual shirt.

r - h t T s i

 -

1. A strip worn around the waist to hold pants or skirts.

- A sandals B trousers
C belt D button

2. A light shirt for women.

- A blouse B belt
C shoes D jumper

3. Shoes that cover your ankle or more.

- A trainers B boots
C belt D leggings

4. A small item used to fasten clothes.

- A jeans B skirt
C boots D button

5. A soft hat with a front brim.

- A boots B cap
C jacket D trousers

6. A thick item worn to stay warm.

- A gloves B coat
C sleeve D dress

7. A piece of clothing for women that covers the body and legs.

- A jeans B shoes
C trainers D dress

8. Items worn on hands to keep them warm.

- A gloves B cap
C T-shirt D trousers

9. A short coat worn to keep warm.

- A mittens B sleeve
C top D jacket

10. Pants made of denim.

- A trainers B tracksuit
C jeans D boots

11. A warm, knitted top.

- A blouse B jumper
C cap D socks

12. Tight-fitting pants.

- A mittens B gloves
C leggings D trainers

13. Gloves with one part for fingers and one for the thumb.

A boots

B shoes

C mittens

D jeans

14. Open shoes with straps.

A sandals

B tracksuit

C mittens

D skirt

15. Something you wear on your feet.

A shoes

B gloves

C boots

D socks

16. A piece of clothing worn from the waist down.

A skirt

B zip

C jumper

D jeans

17. The part of a shirt that covers your arms.

A dress

B sweatshirt

C top

D sleeve

18. Cloth worn on your feet inside shoes.

A coat

B socks

C tracksuit

D T-shirt

19. A warm, casual top with long sleeves.

A jeans

B gloves

C sleeve

D sweatshirt

20. A shirt or blouse.

A jeans

B top

C tracksuit

D T-shirt

21. A matching set of sports pants and top.

A boots

B button

C tracksuit

D gloves

22. Shoes for sports or running.

A button

B blouse

C top

D trainers

23. Pants that cover the legs.

A socks

B trousers

C button

D coat

24. A short-sleeved casual shirt.

A sweatshirt

B T-shirt

C dress

D button

25. A device used to close clothes or bags.

A zip

B T-shirt

C button

D mittens

💡 Wpisz poprawną literę w każdym miejscu.

A. dress

B. top

C. sweatshirt

D. socks

E. jumper

F. sleeve

G. cap

H. blouse

I. jeans

J. jacket

K. belt

L. skirt

M. tracksuit

N. trousers

O. zip

P. T-shirt

Q. shoes

R. trainers

S. gloves

T. coat

U. mittens

V. leggings

W. button

X. sandals


Y. boots

-
- | | | | |
|---|-------|---|-------|
| 1. Shoes that cover your ankle or more. | _____ | 14. A piece of clothing worn from the waist down. | _____ |
| 2. A soft hat with a front brim. | _____ | 15. Tight fitting pants. | _____ |
| 3. Cloth worn on your feet inside shoes. | _____ | 16. Items worn on hands to keep them warm. | _____ |
| 4. A matching set of sports pants and top. | _____ | 17. Pants that cover the legs. | _____ |
| 5. A strip worn around the waist to hold pants or skirts. | _____ | 18. A warm, casual top with long sleeves. | _____ |
| 6. Gloves with one part for fingers and one for the thumb. | _____ | 19. A light shirt for women. | _____ |
| 7. A thick item worn to stay warm. | _____ | 20. A device used to close clothes or bags. | _____ |
| 8. A shirt or blouse. | _____ | 21. Something you wear on your feet. | _____ |
| 9. A piece of clothing for women that covers the body and legs. | _____ | 22. A small item used to fasten clothes. | _____ |
| 10. The part of a shirt that covers your arms. | _____ | 23. Open shoes with straps. | _____ |
| 11. A short coat worn to keep warm. | _____ | 24. A warm, knitted top. | _____ |
| 12. A short-sleeved casual shirt. | _____ | 25. Pants made of denim. | _____ |
| 13. Shoes for sports or running. | _____ | | |

Super Powers 7 Unit 2 - słówka
(describing clothes)

Data: _____



Nazwa: _____

1.   workowaty, obszerny
a g y b g



□ □ □ □ □

2.   codzienny
a u l a s c



□ □ □ □ □ □

3.   w kratę
e k d h c c e

□ □ □ □ □ □ □

4.   elegancki, wyszukany
a n f y c



□ □ □ □ □

5.   kwiecisty
e f w o l y r

□ □ □ □ □ □ □

6.   formalny
o a l f m r

□ □ □ □ □ □ □

7.   skórzany
h l t a e r e



□ □ □ □ □ □ □

8.   logo
o g o l

□ □ □ □

9.   luźny
o s e l o

□ □ □ □ □ □

10.   gładki, bez wzoru
l a p n i



□ □ □ □ □ □

11.   sportowy
p t y s r o



□ □ □ □ □ □ □

12.   w kropki
t o p s d t e


□ □ □ □ □ □ □ □

13.   w paski
p s i r t d e

□ □ □ □ □ □ □ □

14.   obcisły, ciasny
i t h t g

□ □ □ □ □ □

15.   modny
r d y t n e

□ □ □ □ □ □ □

Super Powers 7 Unit 2 - słówka
(describing clothes)

Data: _____

Nazwa: _____

1.



workowaty,
obszerny

2.



codzienny

3.



w kratę

4.



elegancki,
wyszukany

5.




kwiecisty

6.



formalny

7.



skórzany

8.



logo

9.



luźny

10.




gładki, bez
wzoru

11.




sportowy

12.



w kropki

13.



w paski

14.



obcisły, ciasny

15.



modny

P	L	A	I	N	S	P	O	R	T	Y	V	M
F	F	L	O	W	E	R	Y	X	A	J	C	M
P	L	A	U	T	K	N	U	M	Z	D	F	S
C	Z	O	D	M	I	B	A	G	G	Y	O	T
T	A	N	O	G	Y	N	S	C	T	J	R	R
T	A	S	E	S	Z	G	R	H	W	N	M	I
R	B	N	U	J	E	E	A	E	L	C	A	P
E	R	O	Q	A	H	G	I	C	T	O	L	E
N	H	Z	L	T	L	P	B	K	I	Z	G	D
D	S	K	A	T	T	W	M	E	G	U	V	O
Y	L	E	F	A	N	C	Y	D	H	P	U	U
O	L	U	H	U	G	H	N	U	T	U	T	F
S	N	T	J	S	P	O	T	T	E	D	N	U

1. workowaty, obszerny




- A plain
- B baggy
- C checked
- D trendy

2. codzienny



- A casual
- B sporty
- C formal
- D fancy

3. w kratę



- A formal
- B spotted
- C checked
- D baggy

4. elegancki, wyszukany



- A logo
- B formal
- C fancy
- D plain

5. kwiecisty



- A casual
- B loose
- C flowery
- D trendy

6. formalny



- A formal
- B loose
- C checked
- D plain

7. skórzany



- A checked
- B sporty
- C leather
- D plain

8. logo




- A loose
- B striped
- C formal
- D logo

9. luźny



- A loose
- B flowery
- C spotted
- D plain

10. gładki, bez wzoru




- A plain
- B leather
- C tight
- D spotted

11. sportowy



- A sporty
- B formal
- C casual
- D spotted

12. w kropki



- A striped
- B leather
- C checked
- D spotted

13. w paski



- A checked
- B logo
- C striped
- D tight

14. obcisły, ciasny




- A sporty
- B tight
- C casual
- D striped

15. modny



- A trendy
- B plain
- C fancy
- D tight



Poziomo

- 1. workowaty
obszerny (5)
- 3. w kratę (7)
- 6. formalny (6)
- 9. luźny (5)
- 10. gładki, bez wzoru
(5)

Pionowo

- 13. w paski (7)
- 14. obcisły, ciasny (5)
- 2. codzienny (6)
- 4. elegancki,
wyszukany (5)
- 5. kwiecisty (7)
- 7. skórzany (7)
- 8. logo (4)
- 11. sportowy (6)
- 12. w kropki (7)
- 15. modny (6)

💡 Wpisz poprawną literę w każdym miejscu.

A. flowery

1.



sportowy

B. formal

2.



w kratę

C. baggy

3.



workowaty,
obszerny

D. checked

4.



codzienny

E. leather

5.



logo

F. plain

6.



gładki, bez
wzoru

G. striped

7.



w kropki

H. tight

8.



kwiecisty

I. spotted

9.



modny

J. logo

10.



formalny

K. fancy

11.



w paski

L. trendy

12.



obcisły, ciasny

M. loose

13.



luźny

N. casual

14.


















skórzany

O. sporty

15.





elegancki,
wyszukany



flowery	formal	 w kratę	 sportowy
baggy	checked	 codzienny	 workowaty, obszerny
leather	plain	 gładki, bez wzoru	 logo
striped	tight	 kwiecisty	 w kropki
spotted	logo	 formalny	 modny
fancy	trendy	 obcisły, ciasny	 w paski
loose	casual	 skórzany	 luźny
sporty			 elegancki, wyszukany



Super Powers 7 Unit 2 - lesson 3 - hairstyles



Data: _____

Nazwa: _____

1.   łysy
l d b a



2.   blond
b o l d n e

3.   kręcony
r c u y l

4.   ciemny
r k d a



5.   farbowany
e d d y



6.   grzywka
f i r g n e


7.   długi
n g l o

8.   kucyk
a t o i y l n p

9.   krótki
o s h t r

10.   sterczący
i s p y k

11.   prosty
t s i h g t r a

12.   falowany
v y w a

Super Powers 7 Unit 2 - lesson 3 - hairstyles

Data: _____

Nazwa: _____

1.




łysy

2.



blond

3.



kręcony

4.



ciemny

5.



farbowany

6.



grzywka

7.



długi

8.



kucyk

9.



krótki

10.




sterczący

11.



prosty

12.



falowany


A	O	P	A	G	H	C	Y	B	S	G
P	X	D	A	R	K	V	P	L	H	J
A	O	L	C	A	A	Y	E	O	O	U
D	C	N	D	W	K	Z	F	N	R	D
Y	U	L	Y	I	X	I	F	D	T	Z
E	R	Y	P	T	H	M	O	E	F	B
D	L	S	G	G	A	D	A	L	R	M
V	Y	U	N	N	L	I	A	G	I	M
T	O	O	P	A	R	J	L	U	N	M
M	L	Y	B	L	N	J	K	Q	G	V
S	T	R	A	I	G	H	T	H	E	G

1. łysy




- A blonde
- B ponytail
- C bald
- D long

2. blond



- A dark
- B blonde
- C bald
- D long

3. kręcony



- A ponytail
- B curly
- C fringe
- D dyed

4. ciemny



- A dyed
- B straight
- C short
- D dark

5. farbowany



- A blonde
- B dyed
- C spiky
- D bald

6. grzywka



- A wavy
- B fringe
- C dark
- D curly

7. długi



- A long
- B wavy
- C dyed
- D spiky

10. sterczący



- A dyed
- B ponytail
- C short
- D spiky

8. kucyk



- A spiky
- B wavy
- C dyed
- D ponytail

11. prosty




- A dyed
- B spiky
- C straight
- D curly

9. krótki




- A curly
- B straight
- C long
- D short

12. falowany



- A wavy
- B short
- C fringe
- D ponytail



Poziomo

Pionowo

2. blond (6)

1. łysy (4)

3. kręcony (5)

5. farbowany (4)

4. ciemny (4)

8. kucyk (8)

6. grzywka (6)

9. krótki (5)

7. długi (4)

10. sterczący (5)

11. prosty (8)

12. falowany (4)

Super Powers 7 Unit 2 - lesson 3 -
hairstyles

Data: _____

Nazwa: _____

💡 Wpisz poprawną literę w każdym miejscu.

A. curly

1.



sterczący

B. wavy

2.



ciemny

C. blonde


3.



falowany

D. long

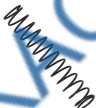
4.



grzywka

E. spiky

5.



kręcony

F. dyed

6.



blond

G. short

7.



farbowany

H. fringe

8.



prosty

I. straight

9.



kucyk

J. ponytail

10.



długi

K. bald

11.



łysy

L. dark

12.



krótki

Super Powers 7 Unit 2 - lesson 3 -
hairstyles

Data: _____

Nazwa: _____

curly



sterczący

wavy



ciemny

blonde



falowany

long



grzywka

spiky



kręcony

dyed




blond

short



farbowany

fringe



prosty

straight



kucyk

ponytail



długi

bald



łysy

dark



krótki

1.  broda

a b e d r

2.  gruby

f t a

3.  piegi

c e s r l e f k

4.  wąsy

m u c s a t o h e

5.  niski

o s h t r

6.  szczupły

l m s i

7.  wysoki

l l a t

8.  chudy

h n t i

9.  zmarszczki

n w e r l i k s

1.



broda

2.



gruby

3.



piegi

4.



wąsy

5.



niski

6.



szczupły

7.



wysoki

8.



chudy

9.



zmarszczki

X	M	T	A	L	L	C	Q	E	S
M	O	B	F	A	T	Q	Y	P	H
I	W	R	I	N	K	L	E	S	O
B	E	A	R	D	T	S	D	Q	R
W	D	U	J	C	V	L	R	A	T
H	H	X	C	L	R	I	P	G	Y
M	M	V	R	L	K	M	W	P	X
L	L	X	P	T	H	I	N	L	W
E	M	F	R	E	C	K	L	E	S
M	O	U	S	T	A	C	H	E	G

1. broda



- A slim
- B thin
- C moustache
- D beard

2. gruby



- A short
- B wrinkles
- C beard
- D fat

3. piegi



- A moustache
- B short
- C freckles
- D beard

4. wąsy




- A beard
- B slim
- C fat
- D moustache

5. niski



- A short
- B tall
- C freckles
- D moustache

6. szczupły



- A slim
- B short
- C beard
- D freckles

7. wysoki



- A short
- B moustache
- C tall
- D beard

8. chudy




- A wrinkles
- B slim
- C fat
- D thin

9. zmarszczki



- A freckles
- B wrinkles
- C beard
- D short



Poziomo

Pionowo

1. broda (5)

2. gruby (3)

3. piegi (8)

4. wąsy (9)

5. niski (5)

8. chudy (4)

6. szczupły (4)

9. zmarszczki (8)

7. wysoki (4)

💡 Wpisz poprawną literę w każdym miejscu.

A. thin

1.




wąsy

—

B. tall

2.



szczupły

—

C. beard

3.



gruby

—

D. slim

4.



chudy

—

E. fat

5.




zmarszczki

—

F. short

6.



broda

—

G. freckles

7.



niski

—

H. wrinkles

8.



wysoki

—

I. moustache

9.



piegi

—

thin



wąsy

tall



szczupły

beard



gruby

slim



chudy

fat



zmarszczki

short



broda

freckles



niski

wrinkles




wysoki


moustache



piegi

1.  cień do oczu
a w h d e y o e s


□ □ □ □ □ □ □ □

2.  eyeliner
r e i l n e y e


□ □ □ □ □ □ □ □

3.  pomadka do ust
k p i i t c s l


□ □ □ □ □ □ □ □

4.  lakier do paznokci
i l n a o s i l h p

□ □ □ □ □ □ □ □

5.  puder
w d r o p e

□ □ □ □ □ □ □ □

6.  korektor
e r o c c r t r o

□ □ □ □ □ □ □ □ □ □

7.  rzęsy
s s a e h l e y e


□ □ □ □ □ □ □ □ □ □

8.  sztuczne rzęsy
k e f a
s e l s h e a y e


□ □ □ □ □ □ □ □ □ □

9.  podkład
u n t n o o f i a d


□ □ □ □ □ □ □ □ □ □

10.  pomadka ochronna do ust
p l i m l b a

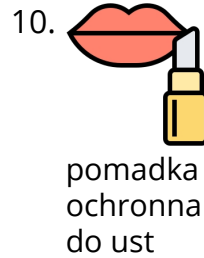
□ □ □ □ □ □ □ □ □ □

11.  kredka do ust
p l i y o c a n r

□ □ □ □ □ □ □ □ □ □

12.  tusz do rzęs
a m c a s a r

□ □ □ □ □ □ □ □ □ □



E	N	Z	A	Z	J	B	F	L	U	A	J	P	D
P	O	W	D	E	R	B	A	I	P	Y	H	E	Q
W	O	Q	I	Q	L	B	K	P	U	F	X	T	M
B	G	B	E	E	L	N	E	S	T	O	S	C	I
S	L	R	Y	L	I	A	E	T	O	U	X	O	O
P	A	M	E	I	P	I	Y	I	F	N	E	R	I
G	U	A	S	P	B	L	E	C	O	D	Y	R	R
W	W	S	H	C	A	P	L	K	D	A	E	E	Y
B	A	C	A	R	L	O	A	O	O	T	L	C	B
K	J	A	D	A	M	L	S	W	L	I	I	T	R
S	V	R	O	Y	G	I	H	D	R	O	N	O	S
H	G	A	W	O	U	S	E	U	J	N	E	R	E
K	V	C	A	N	J	H	S	C	B	C	R	G	X
W	I	I	J	M	E	Y	E	L	A	S	H	E	S

1. cień do oczu



- A eyeliner B fake eyelashes
C eyeshadow D eyelashes

2. eyeliner



- A nail polish B eyeliner
C eyeshadow D eyelashes

3. pomadka do ust



- A fake eyelashes B lipstick
C corrector D powder

4. lakier do paznokci



- A powder B lip crayon
C foundation D nail polish

5. puder




- A eyeliner B powder
C lip balm D eyeshadow

6. korektor



- A mascara
B corrector
C nail polish
D lipstick

7. rzęsy



- A eyelashes B mascara
C powder D lip balm

8. sztuczne rzęsy




- A lip balm B mascara
C powder D fake eyelashes

9. podkład



- A lipstick B lip crayon
C eyelashes D foundation

10. pomadka ochronna do ust



- A powder B fake eyelashes
C foundation D lip balm

11. kredka do ust




- A powder B lip balm
C lip crayon D lipstick

12. tusz do rzęs



- A mascara B foundation
C corrector D fake eyelashes



Poziomo

Pionowo

3. pomadka do ust (8)

1. cień do oczu (9)

9. podkład (10)

5. puder (6)

2. eyeliner (8)

10. pomadka ochronna do ust (3,4)

8. sztuczne rzęsy (4,9)

4. lakier do paznokci (4,6)

11. kredka do ust (3,6)

6. korektor (9)

12. tusz do rzęs (7)

7. rzęsy (9)

Super Powers 7 Unit 2 - Lesson 5 -
make-up

Data: _____

Nazwa: _____

💡 Wpisz poprawną literę w każdym miejscu.

A. eyeliner

1.



puder

B. foundation

2.



lakier do
paznokci

C. eyelashes

3.



kredka do ust

D. lip crayon

4.



cień do oczu

E. corrector

5.



pomadka
ochronna do
ust

F. eyeshadow

6.



pomadka do
ust

G. fake eyelashes

7.



korektor

H. lipstick

8.



tusz do rzęs

I. mascara

9.



rzęsy

J. powder

10.



podkład

K. lip balm

11.



sztuczne rzęsy

L. nail polish

12.



eyeliner

eyeliner



puder

foundation



lakier do
paznokci

eyelashes



kredka
do ust

lip crayon



cień do
oczu

corrector



pomadka
ochronna
do ust

eyeshadow



pomadka
do ust

fake eyelashes



korektor

lipstick



tusz do
rzęs

mascara



rzęsy

powder



podkład

lip balm



sztuczne
rzęsy

nail polish



eyeliner

Super Powers 7 Unit 2 - expressing reactions

Data: _____

Nazwa: _____

💡 Wpisz poprawną literę w każdym miejscu.

- | | | |
|--------------------------------------|-------------------------------|-------|
| A. I guess it's alright. | 1. Wyglądasz świetnie! | _____ |
| B. You look great/amazing/fantastic. | 2. Co za cudowna sukienka! | _____ |
| C. What a pity! / What a shame! | 3. Żartujesz! | _____ |
| D. Good for you! | 4. Nie ma mowy! | _____ |
| E. You are joking. | 5. Co za dziwny pomysł! | _____ |
| F. That's awful/terrible! | 6. To straszne! / To okropne! | _____ |
| G. No way! | 7. Gratuluję! Brawo! | _____ |
| H. What a wonderful dress! | 8. Jaka szkoda! | _____ |
| I. What a strange idea! | 9. W porządku. | _____ |

Super Powers 7 Unit 2 - expressing reactions

Data:

Nazwa:

1. Gratuluję! Brawo!

- A What a strange idea! B You are joking.
C That's awful/terrible! D Good for you!

2. W porządku.

- A What a pity! / What a shame!
B You look great/amazing/fantastic.
C Good for you!
D I guess it's alright.

3. Nie ma mowy!

- A That's awful/terrible!
B What a pity! / What a shame!
C No way!
D Good for you!

4. To straszne! / To okropne!

- A Good for you! B What a strange idea!
C I guess it's alright. D That's awful/terrible!

5. Jaka szkoda!

- A What a pity! / What a shame!
B What a wonderful dress!
C No way!
D That's awful/terrible!

6. Co za dziwny pomysł!

- A What a strange idea!
B What a pity! / What a shame!
C Good for you!
D No way!

7. Co za cudowna sukienka!

- A What a pity! / What a shame!
B That's awful/terrible!
C What a wonderful dress!
D Good for you!

8. Żartujesz!

- A You look great/amazing/fantastic.
B What a strange idea!
C I guess it's alright.
D You are joking.

9. Wyglądasz świetnie!

- A No way!
B You look great/amazing/fantastic.
C Good for you!
D What a pity! / What a shame!

I guess it's alright.

Wyglądasz świetnie!

You look great/amazing/fantastic.

Co za cudowna sukienka!

What a pity! /
What a shame!

Żartujesz!

Good for you!

Nie ma mowy!

You are joking.

Co za dziwny pomysł!

That's awful/terrible!

To straszne! /
To okropne!

No way!

Gratuluje! Brawo!

What a wonderful dress!

Jaka szkoda!

What a strange idea!

W porządku.

1.

Good for you! What a shame! fantastic! terrible!

- Emma, you look _____ - Thank you! I went on a diet and started excersising last year. I lost 50 kilograms. - _____

2.

I guess it's alright No way!

- Mum, can I put on a little bit of make-up to school? -
_____ You mustn't wear make-up to school! -
But mum, I have a terrible pimple on the tip of my nose! I really need to cover it! I will use just some corrector and foundation. Please, I don't want to look like Rudolph the red-nosed reindeer! - _____,
then. - Thank you! You are the best!

3.

great What a pity! You are joking terrible!

- Can you believe it? Amanda wore the same dress as me to the prom! -
That's _____ What did you do? - I spilled some cherry juice on her. She had to change. - _____, aren't you? - No. I really did it. - Wow, you are a really petty* person.
-----* petty - małoszkowa

4.

Good for you! What a strange idea! What a pity

- Do you want to go shopping with me? - Sorry, I can't. I have to study for the test. - _____ !

5.

No way! You look great!

-Dad, can I wear a swimsuit to the grandma's funeral? -

_____ You must wear a dark suit and shoes.

6.

What a strange idea! Good for her!

- Did you know that Lady gaga wore a dress made of meat in 2010? -

_____ - I know, right? She's a really eccentric person

7.

wonderful terrible

- Hello, Amanda! You look great! What a _____ dress! - Thank you!

1.

weren't was wasn't were

A: How much _____ the jeans? B: They _____ expensive. They were only \$20.

2.

were was weren't wasn't

A: How much _____ the dress? B: It was \$100. It _____ cheap, but it was totally worth its price.

3.

Were weren't wasn't Was

A: _____ Helen at the party yesterday? B: No, she _____. She stayed at home, because she was sick.

4.

was weren't wasn't were

The rappers from the 90s _____ dressed in loose T-shirts and baggy trousers. They also wore caps and golden chains. I think their style _____ so cool!

5.

was weren't were wasn't

In my previous job, the colleagues _____ nice. I really hated them.

6.

wasn't weren't were was

My shoes _____ old, they _____ just very dirty. I cleaned and polished them, so they look like brand new ones now.

7.

were weren't wasn't was

Her face _____ covered in pimples when she was a teenager. Now her skin is really smooth.

8.

wasn't weren't was were

Makeup products in the past _____ often toxic. Did you know that women used powder with lead*, blush with mercury** and facial cream with radium***? They had no idea how dangerous were these products. * lead - ołów ** mercury - rtęć *** radium - rad

9.

weren't were was wasn't

I _____ in the shopping centre last weekend, but I didn't buy anything. There _____ anything interesting.

10.

wasn't were weren't was

A: Who are these people in the photo? B: My grandpa and grandma when they _____ young. A: Well, your grandpa _____ very handsome back then. He was short and very thin. But your grandma _____ a stunning woman. B: I guess you're right, but my grandpa was very charming and hardworking. That's why my grandma fell in love with him. A: Were they already married in this photo? B: No, they _____. They were just engaged.

1.

allowed changed took wore dyed change tried liked fit cost
bought

A: Did you go shopping yesterday? B: Yes, I did. Everything _____ me quite a lot. The shoes I liked, I _____ on and they were on sale, so I bought them. A: That's great! Did you _____ your hair color, too? B: Yes, I did! I _____ it last week. I wanted something different. A: It looks amazing! I love it. B: Thanks! At first, I thought the color wouldn't _____ me, but after trying it, I really _____ it. A: And what about the dress? Did you buy it? B: Yes, I _____ it. I wasn't sure at first, but the store _____ me to return it if I _____ my mind. A: How long did it take you to find everything? B: It _____ me a while, but I eventually decided. A: Sounds like a great shopping day! What else did you do? B: After I got home, I _____ my new clothes to see how they looked together.

1.

was breaking broke

I was trying on a new dress when the zipper _____.

2.

was looking looked

She bought new shoes while she _____ for a jacket.

3.

arrived were arriving

When we _____ at the shopping mall, it was raining heavily.

4.

cut was cutting

While I _____ my hair, my phone rang and I had to stop.

5.

suggested was suggesting

He was choosing a new hairstyle when his friend _____
trying something different.

6.

was noticing noticed

The stylist was giving me advice about my new look when I _____ a celebrity next to me.

7.

were shopping shopped

While we _____, we saw a fashion show happening in the store.

8.

told was telling

She was dyeing her hair blonde when I _____ her it would look great in red.

9.

asked was asking

We were talking about fashion when the store assistant _____ if we needed help.

10.

waited were waiting

They were trying different outfits while we _____ for them outside the fitting room.

Super Powers 7 Unit 2 - writing Past Simple

Data:

Nazwa:

1. When did you get your last haircut?

2. What did you wear to school yesterday?

3. Who helped you pick out your new outfit?

4. How much did your jacket cost?

5. Who did you go shopping with last time?

6. Where did you buy your last pair of jeans?

7. Was the shopping centre crowded when you were there last time?

8. Was your last haircut a big change?

9. Were your friends wearing school uniforms yesterday?

10. Did you go shopping for shoes last month?

11. How much did you spend on clothes last time?

12. Where did you buy your new sneakers?

13. Did you choose your own clothes this morning?

14. Why did you go shopping last time?

15. Was your bag heavy after shopping last time?

Super Powers 7 Unit 2 - writing - Past Continuous

Data: _____

Nazwa: _____

1. What were you doing yesterday at 3 PM?

2. What were you wearing when you went to the party last time?

3. What were you talking about when I entered the room?

4. Were you listening to music while you were studying yesterday?

5. What were you thinking about while the teacher was explaining the lesson?

6. Who were you texting during the break yesterday?

7. Were you helping your mum when she was cooking dinner?

8. What were you looking for when you opened your backpack?

9. Who were you sitting next to during the class trip?

10. Were you checking your phone while the teacher was speaking?

11. Were you having a good time while you were on vacation?

12. What were you doing while your parents were out last time?

13. Who were you meeting yesterday at 5 PM?

14. What were you doing when the power went out last time?

15. Were you talking on the phone while you were walking to the store?

Instrukcja: Przeczytaj wpis o miastach związanych z modą i uzupełnij zdania odpowiednią nazwą miasta.

Hello, my friends!

Today's entry is about four big cities that are famous for fashion: Paris, New York, Milan, and London. These cities are very important in the world of fashion. They have famous designers and big fashion events.

Paris is known for elegant fashion. Brands like Chanel, Dior, and Louis Vuitton started here. The city is famous for fancy and stylish clothes. People come to Paris to see the latest fashion trends. Paris Fashion Week is one of the biggest events in the fashion world. If you think of timeless elegance, Paris is the best example.

New York is all about street fashion and casual style. People often wear comfortable clothes but still want to look attractive. New York's streets are full of different styles mixed together. People love combining style with comfort, which makes the city famous for its relaxed yet stylish outfits.

Milan is the center of Italian fashion, known for luxury and high-quality clothes. Brands like Gucci, Prada, and Versace are very popular here. Milan is famous for its fancy designs and great craftsmanship. People love Milan because of the luxurious materials and the perfect way the clothes are made. It's a place for those who love expensive fashion.

London is where old styles meet new ideas. Young designers love working here because they can mix traditional and modern fashion. London is famous for its bold and creative outfits. You can see classic British clothes, but also modern and daring styles. London is a city where fashion can be very unique and sometimes a little wild.

Each of these cities has its own style: Paris is elegant, New York is casual, Milan is luxurious, and London is creative. Together, they help shape fashion trends around the world.

That's all for today. If you like my entry, you can leave a comment.

Later, Hannah

-
- _____ is known for street fashion and casual style.
 - _____ is a place where traditional and modern fashion mix.
 - _____ is famous for high-quality and luxurious clothes.
 - _____ is best known for its timeless elegance.
 - _____ is home to young designers who create bold, unique outfits.
 - _____ is famous for relaxed yet stylish outfits.
 - _____ is where people come to see the latest fashion trends at one of the biggest Fashion Weeks.
 - _____ is where brands like Gucci, Prada, and Versace are very popular.