


UNIT 3 - AT SCHOOL

Data:


Nazwa:

1.  kalkulator
t l r a l o c c a u

□ □ □ □ □ □ □ □ □ □


2.  gumka
s r r r r u a / b e e r b e

□ □ □ □ □ □ □ / □ □ □ □ □ □ □


3.  flamaster
l t f e - p t i n p e

□ □ □ □ □ - □ □ □ □ □


□ □ □ □ □

4.  teczka
d r o e e l f


□ □ □ □ □ □ □ □

5.  długopis żelowy
l g e n p e


□ □ □ □ □ □ □ □ □ □

6.  klej
u g e l


□ □ □ □ □

7.  zakreślacz
t l e i h h i r g h g

□ □ □ □ □ □ □ □ □ □ □ □ □ □

8.  spinacz
e r a p p p i l c

□ □ □ □ □ □ □ □ □ □ □ □

9.  piórnik
c l e i n p a s e c


□ □ □ □ □ □ □ □ □ □

□ □ □ □ □ □


10.  temperówka
c l e i n p s p e a r r e n h

□ □ □ □ □ □ □ □ □ □

□ □ □ □ □ □ □ □ □ □ □ □


11.  linijka
l e r r u

□ □ □ □ □ □ □ □ □ □

12.  nożyczki
(a i p r a f o)
r s i s o s s c

(□ □ □ □ □ □ □ □ □ □)

□ □ □ □ □ □ □ □ □ □ □ □ □ □

13.  zszywacz
t s a l r p e

□ □ □ □ □ □ □ □ □ □

14.  taśma klejąca
p t e a

□ □ □ □ □

UNIT 3 - AT SCHOOL

Data:

Nazwa:

paper clip	highlighter	temperówka	linijka
gel pen	calculator	zakreślacz	długopis żelowy
glue	eraser/rubber	spinacz	piórnik
felt-tip pen	(a pair of) scissors	nożyczki	taśma klejąca
tape	pencil case	zszywacz	gumka
folder	stapler	kalkulator	flamaster
pencil sharpener	ruler	teczka	klej

UNIT 3 - AT SCHOOL (MATCHING)

Data:

Nazwa:

A small metal tool to hold papers together.

A pen that writes with smooth, gel-like ink.

A flat stick used to measure or draw straight lines.

A container to store pens, pencils, and small items.

A small device used to do math quickly.

A small machine used to attach papers with staples.

A sticky strip used to attach things or repair paper.

Something used to keep papers tidy and organized.

A tool used to remove pencil marks.


A pen with a soft tip that writes smoothly.


A bright pen used to mark important text.


A tool to make pencils sharp again.


A sticky substance used to attach things together.


A tool with two blades to cut paper or fabric.


 felt-tip pen


 a pair of scissors


 stapler


 glue


 tape


 gel pen


 calculator


 pencil case


 eraser/rubber

 folder

 pencil sharpener

 ruler

 highlighter















 paper clip

UNIT 3 - AT SCHOOL (MATCHING)

Data:

Nazwa:

💡 Wpisz poprawną literę w każdym miejscu.

- | | | | | | |
|----|---|-----|--|--------------------|-----|
| A. | A small metal tool to hold papers together. | 1. |  | felt-tip pen | ___ |
| B. | A pen that writes with smooth, gel-like ink. | 2. |  | a pair of scissors | ___ |
| C. | A flat stick used to measure or draw straight lines. | 3. |  | stapler | ___ |
| D. | A container to store pens, pencils, and small items. | 4. |  | glue | ___ |
| E. | A small device used to do math quickly. | 5. |  | tape | ___ |
| F. | A small machine used to attach papers with staples. | 6. |  | gel pen | ___ |
| G. | A sticky strip used to attach things or repair paper. | 7. |  | calculator | ___ |
| H. | Something used to keep papers tidy and organized. | 8. |  | pencil case | ___ |
| I. | A tool used to remove pencil marks. | 9. |  | eraser/rubber | ___ |
| J. | A pen with a soft tip that writes smoothly. | 10. |  | folder | ___ |
| K. | A bright pen used to mark important text. | 11. |  | pencil sharpener | ___ |
| L. | A tool to make pencils sharp again. | 12. |  | ruler | ___ |
| M. | A sticky substance used to attach things together. | 13. |  | highlighter | ___ |
| N. | A tool with two blades to cut paper or fabric. | 14. |  | paper clip | ___ |

UNIT 3 - AT SCHOOL

Data:

Nazwa:

1. kalkulator



- A calculator B (a pair of) scissors
C glue D folder

5. długopis żelowy



- A tape
B paper clip
C gel pen
D pencil case

2. gumka



- A stapler B highlighter
C eraser/rubber D ruler

6. klej



- A glue
B pencil case
C gel pen
D calculator

3. flamaster



- A pencil sharpener
B felt-tip pen
C tape
D gel pen

7. zakreślacz



- A felt-tip pen
B highlighter
C (a pair of) scissors
D eraser/rubber

4. teczka



- A folder
B paper clip
C calculator
D ruler

8. spinacz



- A pencil case B paper clip
C gel pen D tape

9. piórnik



- A pencil case
B stapler
C felt-tip pen
D folder

13. zszywacz



- A stapler
B highlighter
C ruler
D felt-tip pen

10. temperówka



- A eraser/rubber
B highlighter
C paper clip
D pencil sharpener

14. taśma klejąca



- A paper clip
B stapler
C tape
D eraser/rubber

11. linijka



- A glue
B calculator
C ruler
D folder

12. nożyczki



- A highlighter
B (a pair of) scissors
C pencil case
D calculator



UNIT 3 - PLACES AT SCHOOL

Data: _____



Nazwa: _____

1.   stołówka
e e c f a i t e c / n e n a a r t



□ □ □ □ □ □ □ □ / □ □ □ □ □ □ □ □

2.   klasa, sala lekcyjna
m r s o o c s a l

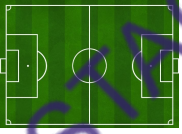

□ □ □ □ □ □ □ □ □ □

3.   szatnia
o r m o l c a o k



□ □ □ □ □ □ □ □ □ □

4.   korytarz
r r o i r d c o



□ □ □ □ □ □ □ □ □ □

5.   boisko do piłki nożnej
l a b o f l o t
i p h t c



□ □ □ □ □ □ □ □ □ □
□ □ □ □ □ □

6.   sala gimnastyczna, siłownia
m g y



□ □ □

7.   biblioteka
r y b l a r i

□ □ □ □ □ □ □ □ □ □

8.   plac zabaw
y u d p r g a l n o

□ □ □ □ □ □ □ □ □ □ □ □

9.   laboratorium
c s e e c n i
b l a

□ □ □ □ □ □ □ □ □ □

10.   pokój nauczycielski
t a s f f
o m r o

□ □ □ □ □ □ □ □
□ □ □ □ □ □ □ □

UNIT 3 - PLACES AT SCHOOL

Data:

Nazwa:

staff room



korytarz

playground



sala
gimnastyczna,
siłownia

science lab



plac
zabaw

library



laboratorium

cloakroom



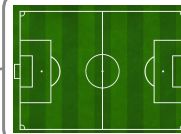
stołówka

cafeteria/canteen



pokój
nauczycielski

gym



boisko
do piłki
nożnej

classroom



klasa,
sala
lekcyjna

football pitch



szatnia

corridor



biblioteka

UNIT 3 - PLACES AT SCHOOL

Data: _____

Nazwa: _____

💡 Wpisz poprawną literę w każdym miejscu.

A. staff room

1.



korytarz

B. playground

2.



sala
gimnastyczna,
siłownia

C. science lab

3.



plac zabaw

D. library

4.



laboratorium

E. cloakroom

5.



stołówka

F. cafeteria/canteen

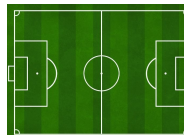
6.



pokój
nauczycielski

G. gym

7.



boisko do piłki
nożnej

H. classroom

8.



klasa, sala
lekcyjna

I. football pitch

9.



szatnia

J. corridor

10.



biblioteka

UNIT 3 - PLACES AT SCHOOL
(MATCHING)

Data: _____

Nazwa: _____

I need to finish my science experiment about acids and bases. I should stay in the ...



library

It's time for my PE class, and we're going to work on some exercises and play basketball. We should go to the ...



cafeteria/canteen

I feel like playing on the swings and running around for fun during recess. I should go to the ...



science lab

I want to kick the ball around with my friends and practice scoring goals! I should go to the ...



playground

I need to ask my English teacher a question about our homework. She is in the ...



classroom

I have to return my coat and grab my lunchbox before the break ends. I should go to the ...



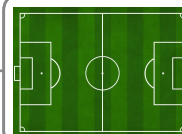
cloakroom

I'm hungry after all these lessons, and I can't wait to grab some lunch! I'm going to the ...



corridor

I need to wait here between lessons because my next class is in a different room. I am




football pitch

Oh, no! I'm late again! All my classmates are already in the ...



staff room

I need to borrow a book for my history project. I love reading about ancient civilizations! I should go to the ...



gym

UNIT 3 - PLACES AT SCHOOL
(MATCHING)

Data: _____

Nazwa: _____

💡 Wpisz poprawną literę w każdym miejscu.

A. I need to finish my science experiment about acids and bases. I should stay in the ...

1.



library

B. It's time for my PE class, and we're going to work on some exercises and play basketball. We should go to the ...

2.



cafeteria/canteen

C. I feel like playing on the swings and running around for fun during recess. I should go to the ...

3.



science lab

D. I want to kick the ball around with my friends and practice scoring goals! I should go to the ...

4.



playground

E. I need to ask my English teacher a question about our homework. She is in the ...

5.



classroom

F. I have to return my coat and grab my lunchbox before the break ends. I should go to the ...

6.



cloakroom

G. I'm hungry after all these lessons, and I can't wait to grab some lunch! I'm going to the ...

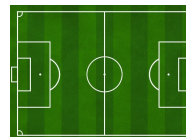
7.



corridor

H. I need to wait here between lessons because my next class is in a different room. I am

8.



football pitch

I. Oh, no! I'm late again! All my classmates are already in the ...

9.



staff room

J. I need to borrow a book for my history project. I love reading about ancient civilizations! I should go to the ...

10.



gym

UNIT 3 - PLACES AT SCHOOL

Data: _____

Nazwa: _____

1. stołówka



- A classroom B gym
C football pitch D cafeteria/canteen

2. klasa, sala lekcyjna



- A gym B playground
C classroom D corridor

3. szatnia



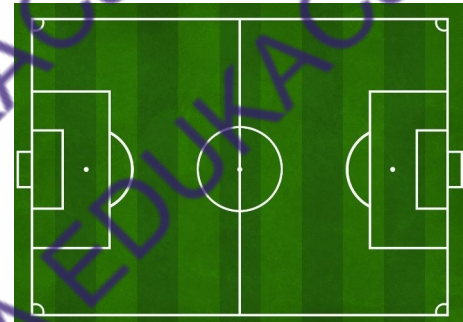
- A playground B cloakroom
C football pitch D corridor

4. korytarz



- A corridor B library
C cloakroom D staff room

5. boisko do piłki nożnej



- A football pitch B cloakroom
C science lab D corridor

6. sala gimnastyczna, siłownia



- A playground B cafeteria/canteen
C gym D classroom

7. biblioteka



- A library B gym
C cloakroom D classroom

10. pokój nauczycielski



- A gym B staff room
C science lab D corridor

8. plac zabaw



- A classroom B playground
C cloakroom D cafeteria/canteen

9. laboratorium

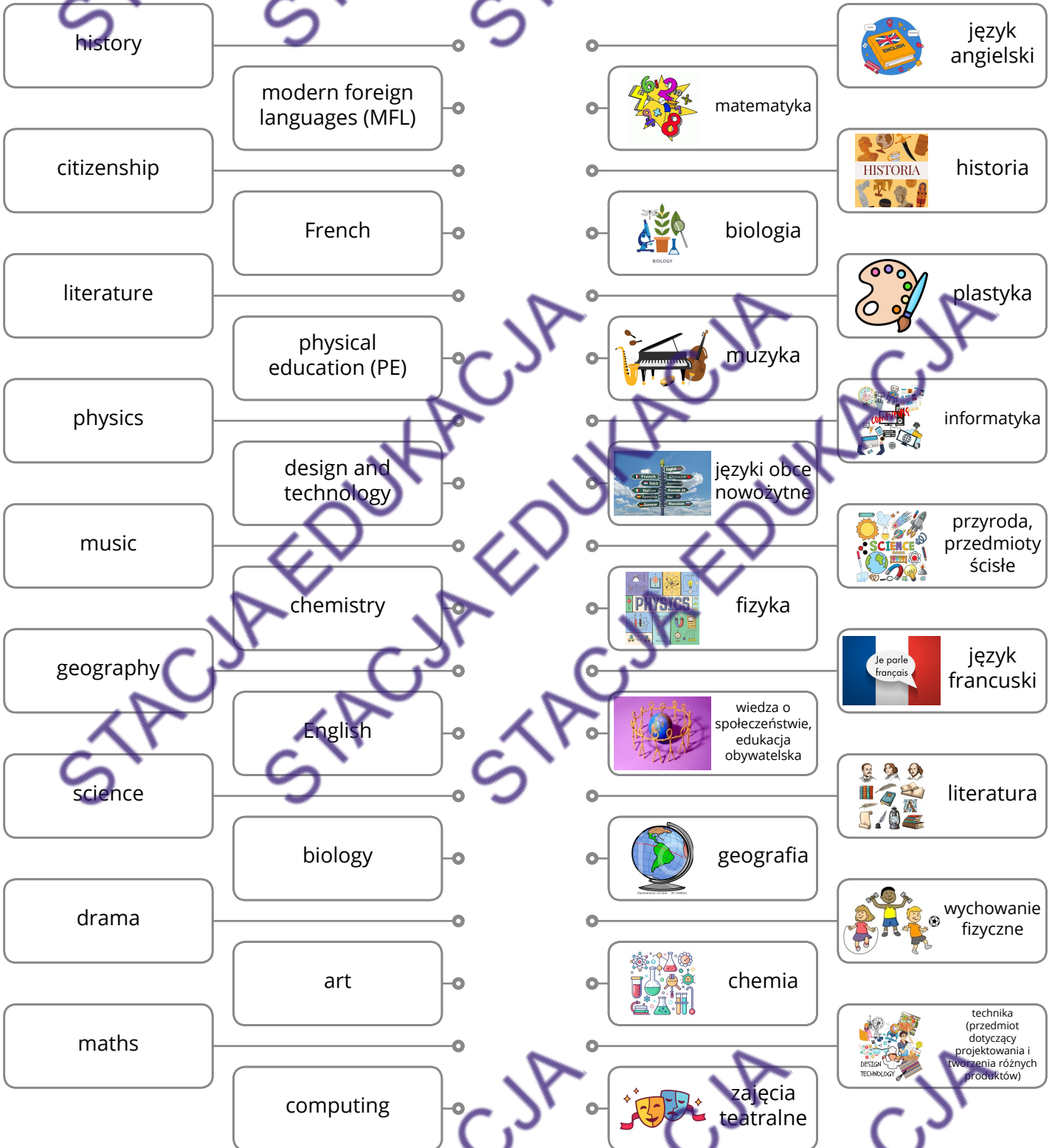


- A staff room B science lab
C classroom D cloakroom

UNIT 3 - SCHOOL SUBJECTS

Data: _____

Nazwa: _____



UNIT 3 - PHRASAL VERBS

Data: _____

Nazwa: _____

1.



💡 dogonić, nadrobić

t c a h c p u t w h i

2.



💡 odstawać, zostawać w tyle

l f a l i h e b n d

3.



💡 dowiedzieć się

n f i d u t o

4.



💡 oddać (coś), wręczyć

n h a d n i

5.



💡 zanotować

t n o e w d n o

UNIT 3 - PHRASAL VERBS

Data: _____

Nazwa: _____

find out



oddać
(coś),
wręczyć

hand in



zannotować

fall behind



dogonić,
nadrobić

note down



odstawać,
zostawać
w tyle

catch up with



dowiedzieć
się

UNIT 3 - PHRASAL VERBS

Data: _____

Nazwa: _____

1.



dogonić, nadrobić

2.



odstawać, zostawać w tyle

3.



dowiedzieć się

4.



oddać (coś), wręczyć

5.



zannotować

A	F	A	L	L	B	E	H	I	N	D	W
C	U	Q	Z	Y	F	I	N	Z	C	J	A
F	A	J	A	A	X	W	V	N	I	D	K
K	Q	T	S	S	O	H	A	N	D	I	N
C	Q	Q	C	D	A	O	J	I	Z	O	H
Y	A	F	E	H	D	A	X	M	V	Z	I
Z	M	T	I	Z	U	Y	E	U	A	K	W
P	O	U	I	N	G	P	G	Z	O	F	J
N	P	F	Y	W	D	I	W	H	L	L	L
E	J	A	N	D	Y	O	S	I	G	N	K
A	W	S	O	Q	M	R	U	F	T	A	K
F	L	Q	W	Z	H	L	Q	T	G	H	H

UNIT 3 - READING

Data:

Nazwa:

1. zadanie



e m s n i g s t a n ,
a s k t

2. zajęcia pozalekcyjne



r x a l r - r a e c c i u u r t
i i v t a t s e c i

3. odpoczynek, czas wolny



r u e e s l i

--	--	--	--	--	--	--	--

4. rekreacja, odpoczynek



n t c e r r e a i o

--	--	--	--	--	--	--	--	--	--

5. relaks



a l x r e

--	--	--	--	--

6. zajęcia plastyczne



t s a r d a n
r s t c a f

7. szachy



s e s h c u b l c

--	--	--	--	--	--	--	--	--	--

8. gry komputerowe



p o e c t r m u
g s m a e

9. gotowanie



y e k o o r c

--	--	--	--	--	--	--	--

10. taniec



c n e d a s a s c l

11. piłka nożna



l o o f a l t b

--	--	--	--	--	--	--	--

12. grafika komputerowa



i h c r p g a d i g s n e

13. wspinaczka na ścianie



d r o n i o l l a w
i g m i n l b c

14. klub pływakki



i m s w l b c u

--	--	--	--	--	--	--	--	--	--

UNIT 3 - READING

Data: _____

Nazwa: _____










UNIT 3 - READING

Data:

Nazwa:

💡 Wpisz poprawną literę w każdym miejscu.


A. cookery	1.		gotowanie	—
B. assignment, task	2.		odpoczynek, czas wolny	—
C. extra-curricular activities	3.		rekreacja, odpoczynek	—
D. leisure	4.		wspinaczka na ścianie	—
E. swim club	5.		zajęcia plastyczne	—
F. football	6.		grafika komputerowa	—
G. graphic design	7.		relaks	—
H. dance class	8.		klub pływacki	—
I. arts and crafts	9.		zajęcia pozalekcyjne	—
J. chess club	10.		gry komputerowe	—
K. indoor wall climbing	11.		zadanie	—
L. recreation	12.		taniec	—
M. relax	13.		szachy	—
N. computer games	14.		piłka nożna	—

UNIT 3 - READING

Data:

Nazwa:

1. zadanie



- A assignment, task
- B graphic design
- C arts and crafts
- D recreation

2. zajęcia pozalekcyjne



- A indoor wall climbing
- B chess club
- C extra-curricular activities
- D football

3. odpoczynek, czas wolny



- A dance class
- B leisure
- C swim club
- D relax

4. rekreacja, odpoczynek



- A recreation
- B computer games
- C assignment, task
- D football

5. relaks



- A swim club
- B computer games
- C relax
- D cookery

6. zajęcia plastyczne



- A arts and crafts
- B cookery
- C relax
- D assignment, task

7. szachy



- A leisure
- B chess club
- C graphic design
- D extra-curricular activities

8. gry komputerowe



- A cookery
- B computer games
- C relax
- D swim club

9. gotowanie



- A cookery B indoor wall climbing
C leisure D recreation

10. taniec




- A extra-curricular activities B chess club
C computer games D dance class

11. piłka nożna



- A arts and crafts B assignment, task
C football D recreation

12. grafika komputerowa



- A chess club
B graphic design
C cookery
D assignment, task

13. wspinaczka na ścianie



- A indoor wall climbing B chess club
C football D leisure

14. klub pływacki



- A computer games B indoor wall climbing
C swim club D extra-curricular activities

UNIT 3 - SCHOOL SUBJECTS

Data: _____

Nazwa: _____

1.   plastyka



t a r

2.   biologia

l b o g i o y

3.   chemia



s e y t r c m i h

4.   wiedza o społeczeństwie,
edukacja obywatelska

i z n h i t p c e s i

5.   informatyka

t m g i n c p u o

6.   technika (przedmiot
dotyczący projektowania i
tworzenia różnych
produktów)

s g i d e n d a n
g o t n h l c e o y

7.   zajęcia teatralne

a m d r a

8.   język angielski

l e g s n i h

9.   język francuski

e c n f r h

10.   geografia

r e h a y g o p g


11.   historia


t h s r i o y

12.   literatura

r e u a t t r e l i


13.  matematyka
s t h a m

18.  przyroda, przedmioty ścisłe
e n c i c s e


14.  języki obce nowożytne
d r e m o n
f o i g r n e
u g a e l n s a g
(F L M)

()

15.  muzyka
c s i u m

16.  wychowanie fizyczne
l y h a c p s i
i u t d n c a o e
(E P)

()



















17.  fizyka
s p h y c i s

UNIT 3 - SCHOOL SUBJECTS

Data: _____

Nazwa: _____

💡 Wpisz poprawną literę w każdym miejscu.

A. history	1.		język angielski	___
B. modern foreign languages (MFL)	2.		matematyka	___
C. citizenship	3.		historia	___
D. French	4.		biologia	___
E. literature	5.		plastyka	___
F. physical education (PE)	6.		muzyka	___
G. physics	7.		informatyka	___
H. design and technology	8.		języki obce nowożytne	___
I. music	9.		przyroda, przedmioty ścisłe	___
J. chemistry	10.		fizyka	___
K. geography	11.		język francuski	___
L. English	12.		wiedza o społeczeństwie, edukacja obywatelska	___
M. science	13.		literatura	___
N. biology	14.		geografia	___
O. drama	15.		wychowanie fizyczne	___
P. art	16.		chemia	___
Q. maths	17.		technika (przedmiot dotyczący projektowania i tworzenia różnych produktów)	___
R. computing	18.		zajęcia teatralne	___

UNIT 3 - SCHOOL SUBJECTS

Data:

Nazwa:

1. plastyka



- A English
- B modern foreign languages (MFL)
- C art
- D physical education (PE)

2. biologia



- A design and technology
- B biology
- C art
- D maths

3. chemia



- A biology
- B geography
- C chemistry
- D physics

4. wiedza o społeczeństwie, edukacja obywatelska



- A citizenship
- B music
- C maths
- D art

5. informatyka



- A maths
- B literature
- C computing
- D music

6. technika (przedmiot dotyczący projektowania i tworzenia różnych produktów)



- A music
- B computing
- C design and technology
- D science

7. zajęcia teatralne



- A art
- B history
- C drama
- D maths

8. język angielski



- A English
- B drama
- C science
- D art

9. język francuski




- A French
- B music
- C chemistry
- D biology

10. geografia



- A music
- B maths
- C citizenship
- D geography

11. historia



- A literature
- B history
- C drama
- D French

12. literatura



- A citizenship
- B geography
- C literature
- D history

13. matematyka



- A biology
- B science
- C geography
- D maths

14. języki obce nowożytne



- A geography
- B modern foreign languages (MFL)
- C English
- D history

15. muzyka




- A music
- B modern foreign languages (MFL)
- C physical education (PE)
- D computing

16. wychowanie fizyczne



- A physical education (PE)
- B maths
- C citizenship
- D geography

17. fizyka



- A drama
- B English
- C physics
- D geography

18. przyroda, przedmioty ścisłe



- A physics
- B science
- C design and technology
- D art

UNIT 3 - SCHOOL SUBJECTS

Data:

Nazwa:

1.

history geography biology

I love learning about the world, maps, and different countries. It's fascinating to know how mountains and rivers are formed. My favourite school subject is

_____.

2.

art design and technology maths

I enjoy solving problems and working with numbers. Equations are so much fun! My favourite school subject is _____.

3.

drama literature French

It's amazing to perform on stage and express emotions through acting! My favourite school subject is _____.

4.

music geography history

It's exciting to learn about kings, queens, and important events from the past!

My favourite school subject is _____.

5.

literature drama citizenship

This subject teaches us about our rights, responsibilities, and how to be good citizens. I really like _____.

6.

PE design and technology music

I love running, jumping, and playing team sports. Staying active is the best! My favourite school subject is _____.

7.

art drama literature

I enjoy reading stories and poems. It's great to analyze and discuss what they mean. I really like _____.

8.

computing physics biology

This subject helps me understand how my body works and what makes plants grow. I am interested in _____.

9.

drama art music

I love singing and playing instruments. Music always puts me in a good mood! My favourite school subject is _____.

10.

literature art drama

I enjoy drawing and painting because it lets me be creative and use my imagination. I really like _____.

11.

Citizenship Physics Chemistry

I like mixing different substances and watching chemical reactions happen in the lab! _____ is my favourite school subject!

12.

physics chemistry computing

It's so cool to learn how computers work and how to code programs. I really like _____.

13.

design and technology drama literature

I like creating things with my hands and using tools to build cool projects. My favourite subject is _____.

14.

biology chemistry physics!

Learning about gravity and the universe is so interesting! I love _____

15.

dead language modern foreign language

At our school, we can choose which language to learn. Some of my friends are learning German, others French, and I picked Spanish. It's exciting to have this choice! We have to learn English and another

_____.

16.

German French Spanish English

I love learning _____ because it's fun to say new words and practice conversations. I can also learn about French culture and food!

UNIT 3 - STUDYING

Data:

Nazwa:

1. ☼ przerwa

e b k r a

2. ☼ świadectwo ukończenia kursu lub zdania egzaminu

c e i t t a r i e c f

3. ☼ kolega z klasy

a m e c t l a s s

4. ☼ kurs

u e c s o r

5. ☼ odrabiać pracę domową

o d k e h m o r o w

6. ☼ kształcić uczniów

c d a u e t e u e d s n t s t

7. ☼ pisanie wypracowań

y e a s s i t n i r g w

8. ☼ nie zdać, oblać (np. egzamin)

a f l i

9. ☼ godzina wychowawcza

o f m r e t i m

10. ☼ wychowawca

o f m r o t u r t

11. ☼ charakter pisma

i t a d n g i n h w r

12. ☼ zadania domowe

k e h m o r o w

i t a g s m n s s e n

13. ☼ uczyć się języka angielskiego/niemieckiego

a l n e r

h s g i l G E / e m n n a r

 /

14. ☼ ocena

a m k r

15. ☼ robienie notatek

o n e t k a t n g i

16. ☼ poszukiwanie informacji w Internecie

n o n e l i a s e c h e r r

17. ☼ zdać

s s a p

18. ☞ praca nad projektem

r p e o j c t k w o r

19. ☞ uczeń

i p l u p

20. ☞ powtarzać do egzaminu

v r e s e i o r f n a

x m e a

21. ☞ rozmawiać, dyskutować w klasie

e s k p a n i s c s a l

22. ☞ uczyć się o II wojnie światowej

u s y t d h e t e o c n s d

d l o w r r w a

23. ☞ osiągnąć sukces

c e s e u c d

24. ☞ podejść do testów/egzaminów

a t e k x s m s a / s t e t e

/

25. ☞ uczyć

a t h e c

26. ☞ semestr

e t m r

27. ☞ trener

r t n a i e r

28. ☞ korzystać ze słownika (lub innych źródeł)

i u g s n a

d i c r a y n i t o (r o

e h r o t e c f r n r e e e

o s b o k)

(

)

29. ☞ w klasie VIII

n i e Y r a 8

UNIT 3 - STUDYING

Data:

Nazwa:



UNIT 3 - STUDYING

Data:

Nazwa:

1. przerwa

- A break B form tutor
C homework assignments D educate students

2. świadectwo ukończenia kursu lub zdania egzaminu

- A revise for an exam B online research
C certificate D course

3. kolega z klasy

- A classmate
B pass
C study the Second World War
D note taking

4. kurs

- A classmate
B break
C study the Second World War
D course

5. odrabiać pracę domową

- A do homework B educate students
C form time D break

6. kształcić uczniów

- A speak in class B online research
C break D educate students

7. pisanie wypracowań

- A project work B essay writing
C certificate D note taking

8. nie zdać, oblać (np. egzamin)

- A fail B teach
C homework assignments D pass

9. godzina wychowawcza

- A do homework B mark
C succeed D form time

10. wychowawca

- A speak in class B course
C form tutor D essay writing

11. charakter pisma

- A learn English/German B handwriting
C break D succeed

12. zadania domowe

- A homework assignments
B educate students
C form time
D using a dictionary (or other reference books)

13. uczyć się języka angielskiego/niemieckiego

- A learn English/German B pass
C take tests/exams D revise for an exam

14. ocena

- A classmate B form tutor
C mark D term

15. robienie notatek

- A certificate B course
C note taking D fail

16. poszukiwanie informacji w Internecie

- A succeed B educate students
C fail D online research

17. zdać

- A do homework
- B pass
- C learn English/German
- D using a dictionary (or other reference books)

18. praca nad projektem

- A note taking
- B homework assignments
- C project work
- D using a dictionary (or other reference books)

19. uczeń

- A pupil
- B fail
- C course
- D teach

20. powtarzać do egzaminu

- A pass
- B revise for an exam
- C classmate
- D homework assignments

21. rozmawiać, dyskutować w klasie

- A study the Second World War
- B classmate
- C note taking
- D speak in class

22. uczyć się o II wojnie światowej

- A study the Second World War
- B succeed
- C project work
- D fail

23. osiągnąć sukces

- A succeed
- B in Year 8
- C trainer
- D homework assignments

24. podejść do testów/egzaminów

- A take tests/exams
- B project work
- C course
- D handwriting

25. uczyć

- A study the Second World War
- B pupil
- C teach
- D revise for an exam

26. semestr

- A term
- B teach
- C form tutor
- D project work

27. trener

- A homework assignments
- B trainer
- C mark
- D learn English/German

28. korzystać ze słownika (lub innych źródeł)

- A project work
- B using a dictionary (or other reference books)
- C certificate
- D revise for an exam

29. w klasie VIII

- A certificate
- B pass
- C in Year 8
- D do homework

UNIT 3 - LISTENING

Data:

Nazwa:

1.  instrumenty muzyczne

i a l c s u m
n u s i s i e n t t m

2.  klarnet

e a t i n r l c

--	--	--	--	--	--	--	--

3.  perkusja

d m s u r

--	--	--	--	--

4.  flet

f t e u l

--	--	--	--	--

5.  gitara

r a g i t u

--	--	--	--	--	--

6.  pianino

p n o a i

--	--	--	--	--

7.  skrzypce


n l i i v o

--	--	--	--	--	--

8.  szykować się, przygotowywać się

e t g e d y r a

--	--	--	--	--	--	--	--

9.  wyglądać brzydko

o l k o g u y l

--	--	--	--	--	--	--	--

10.  zarabiać pieniądze

a e m k y e o m n

--	--	--	--	--	--	--	--

11.  podjąć decyzję


k e t m / e k a a a
i o s c i n e d

12.  wydawać pieniądze

s n d e p y e o m n

13.  zainteresować się (czymś)

a e t k n a
e e r t n t i s

14.  nosić mundurek szkolny

e r w a a o o l c h s
u r f o m n i

UNIT 3 - LISTENING

Data:

Nazwa:















wear a school uniform	spend money	piano	flet
musical instruments	violin	podjąć decyzję	klarnet
get ready	look ugly	nosić mundurek szkolny	wydawać pieniądze
make money	guitar	perkusja	wyglądać brzydko
make/take a decision	piano	zainteresować się (czymś)	zarabiać pieniądze
take an interest	flute	szycować się, przygotowywać się	instrumenty muzyczne
drums	clarinet	gitara	skrzypce

UNIT 3 - LISTENING

Data: _____

Nazwa: _____

💡 Wpisz poprawną literę w każdym miejscu.

- | | | | | |
|--------------------------|-----|--|---------------------------------|-------|
| A. wear a school uniform | 1. |  | flet | _____ |
| B. spend money | 2. |  | piano | _____ |
| C. musical instruments | 3. |  | klarnet | _____ |
| D. violin | 4. |  | podjąć decyzję | _____ |
| E. get ready | 5. |  | wydawać pieniądze | _____ |
| F. look ugly | 6. |  | nosić mundurek szkolny | _____ |
| G. make money | 7. |  | wyglądać brzydko | _____ |
| H. guitar | 8. |  | perkusja | _____ |
| I. make/take a decision | 9. |  | zarabiać pieniądze | _____ |
| J. piano | 10. |  | zainteresować się (czymś) | _____ |
| K. take an interest | 11. |  | instrumenty muzyczne | _____ |
| L. flute | 12. |  | szykować się, przygotowywać się | _____ |
| M. drums | 13. |  | skrzypce | _____ |
| N. clarinet | 14. |  | gitarą | _____ |

UNIT 3 - LISTENING

Data:

Nazwa:

1. instrumenty muzyczne



- A musical instruments
- B spend money
- C piano
- D flute

2. klarnet



- A take an interest
- B violin
- C clarinet
- D make/take a decision

3. perkusja



- A make money
- B drums
- C wear a school uniform
- D guitar

4. flet



- A flute
- B get ready
- C musical instruments
- D make/take a decision

5. gitara



- A wear a school uniform
- B get ready
- C guitar
- D look ugly

6. pianino




- A piano
- B look ugly
- C guitar
- D musical instruments

7. skrzypce



- A drums
- B violin
- C spend money
- D clarinet

8. szykować się, przygotowywać się



- A look ugly
B get ready
C guitar
D wear a school uniform

12. wydawać pieniądze



- A violin
B spend money
C look ugly
D musical instruments

9. wyglądać brzydko



- A look ugly
B take an interest
C drums
D flute

13. zainteresować się (czymś)



- A take an interest
B violin
C make/take a decision
D drums

10. zarabiać pieniądze



- A clarinet
B violin
C get ready
D make money

14. nosić mundurek szkolny



- A get ready
B take an interest
C wear a school uniform
D clarinet

11. podjąć decyzję



- A piano
B musical instruments
C make/take a decision
D flute

UNIT 3 - PHRASAL VERBS + USE OF ENGLISH (FILLING THE GAPS)

Data:

Nazwa:

1. ⚡ Don't forget to ... your homework to the teacher tomorrow morning.

d n h a n i

--	--	--	--	--	--

2. ⚡ I need to ... my notes before the test to make sure I understand everything.

e e i r v s o r f

3. ⚡ Sarah wants to ... what time the football practice starts.

d n f i u t o

--	--	--	--	--	--	--	--

4. ⚡ This book doesn't ... me. I think it's yours.

n e o b g l o t

--	--	--	--	--	--	--	--	--	--

5. ⚡ I sometimes ... studying if the subject is not interesting.

e t g e d r b o t h w i

6. ⚡ Jack had to ... his classmates because he missed a week of school.

h c c a t p u t h i w

7. ⚡ You should ... important information during the lecture! You might forget it later.

e t n o w n o d

--	--	--	--	--	--	--	--

8. ⚡ If you ... other students' opinions, try to explain your point of view.

a e g e s r d i i w h t

9. ⚡ Emma is very nervous because she has to ... a big presentation for tomorrow.

e p a e r p r r f o

10. ⚡ Lily was very unhappy and ... her bad grade in maths.

s p u t e u t o a b

11. ⚡ You should ... the library for the book instead of buying it.

r w o o b r s o o b k m o f r

12. ⚡ Sophie didn't study and started to ... the rest of the class.

l l a f i h e b d n

13. ⚡ Before you leave the house, make sure you are ... everything you need.

a e r y d o r f

--	--	--	--	--	--	--	--	--	--

UNIT 3 - PHRASAL VERBS + USE OF ENGLISH (FILLING THE GAPS)

Data: _____

Nazwa: _____

Sarah wants to ... what time the football practice starts.

fall behind

You should ... the library for the book instead of buying it.

prepare for

Lily was very unhappy and ... her bad grade in maths.

note down

I sometimes ... studying if the subject is not interesting.

borrow books from

Sophie didn't study and started to ... the rest of the class.

belong to

I need to ... my notes before the test to make sure I understand everything.

ready for

Jack had to ... his classmates because he missed a week of school.

revise for

Don't forget to ... your homework to the teacher tomorrow morning.

get bored with

You should ... important information during the lecture! You might forget it later.

hand in

If you ... other students' opinions, try to explain your point of view.

find out

Emma is very nervous because she has to ... a big presentation for tomorrow.

upset about

Before you leave the house, make sure you are ... everything you need.

disagree with

This book doesn't ... me. I think it's yours.

catch up with

UNIT 3 - PHRASAL VERBS + USE OF ENGLISH (FILLING THE GAPS)

Data:

Nazwa:

💡 Wpisz poprawną literę w każdym miejscu.

- | | | |
|--|----------------------|---|
| A. Sarah wants to ... what time the football practice starts. | 1. fall behind | — |
| B. You should ... the library for the book instead of buying it. | 2. prepare for | — |
| C. Lily was very unhappy and ... her bad grade in maths. | 3. note down | — |
| D. I sometimes ... studying if the subject is not interesting. | 4. borrow books from | — |
| E. Sophie didn't study and started to ... the rest of the class. | 5. belong to | — |
| F. I need to ... my notes before the test to make sure I understand everything. | 6. ready for | — |
| G. Jack had to ... his classmates because he missed a week of school. | 7. revise for | — |
| H. Don't forget to ... your homework to the teacher tomorrow morning. | 8. get bored with | — |
| I. You should ... important information during the lecture! You might forget it later. | 9. hand in | — |
| J. If you ... other students' opinions, try to explain your point of view. | 10. find out | — |
| K. Emma is very nervous because she has to ... a big presentation for tomorrow. | 11. upset about | — |
| L. Before you leave the house, make sure you are ... everything you need. | 12. disagree with | — |
| M. This book doesn't ... me. I think it's yours. | 13. catch up with | — |

1.

climbing chess indoor leisure arts relax assignments design
dance computer football swim cookery

Class 7A is very active and creative! After school, students enjoy spending their _____ time in various ways. Some relax by playing _____ games, which helps them unwind, while others prefer extra-curricular activities like football, swimming, or indoor wall _____. Jack is a member of the _____ club, where he learns to think strategically and improve his skills. Emma enjoys graphic _____ classes, creating pictures and logos, which allows her to express creativity. Sophie loves cooking and attends the _____ class every Thursday. Mia prefers _____ and crafts, spending time painting and making decorations with her hands. Olivia enjoys _____ class, where she has fun moving to music. Tom is very sporty and spends time playing _____ and practicing with friends. Some students, like Harry, are part of the _____ club, as they enjoy swimming. Others, like Lily, seek adventure in activities such as _____ wall climbing. When not engaged in recreation, students take time to _____ at home or in the park. However, they also work on _____ and tasks to prepare for the next school day. These activities make their after-school time fulfilling and enjoyable.

revise for

być znudzonym
czymś

be/get bored with

nie zgadzać się z

borrow from

pożyczać od

prepare for

powtarzać do
(np. egzaminu)

belong to

przygotowywać
się do

be upset about

należać do

disagree with

być gotowym
(na coś)

be ready for

być zmartwionym
czymś

UNIT 3 - USE OF ENGLISH

Data:

Nazwa:

💡 Wpisz poprawną literę w każdym miejscu.

- | | | |
|----------------------|--------------------------------|-------|
| A. revise for | 1. być znudzonym czymś | _____ |
| B. be/get bored with | 2. nie zgadzać się z | _____ |
| C. borrow from | 3. pożyczać od | _____ |
| D. prepare for | 4. powtarzać do (np. egzaminu) | _____ |
| E. belong to | 5. przygotowywać się do | _____ |
| F. be upset about | 6. należeć do | _____ |
| G. disagree with | 7. być gotowym (na coś) | _____ |
| H. be ready for | 8. być zmartwionym czymś | _____ |