

Father's Day

Dzień Ojca

date

Nowy Rok

birthday

wesele

Children's Day

Wielkanoc

wedding

Dzień Matki

Mother's Day

Dzień Dziecka

Easter

Boże Narodzenie

anniversary

ślub

wedding reception

randka

New Year

rocznica

Christmas

urodziny

💡 Wpisz poprawną literę w każdym miejscu.

- | | | |
|----------------------|--------------------|---|
| A. Father's Day | 1. Dzień Ojca | — |
| B. date | 2. Nowy Rok | — |
| C. birthday | 3. wesele | — |
| D. Children's Day | 4. Wielkanoc | — |
| E. wedding | 5. Dzień Matki | — |
| F. Mother's Day | 6. Dzień Dziecka | — |
| G. Easter | 7. Boże Narodzenie | — |
| H. anniversary | 8. ślub | — |
| I. wedding reception | 9. randka | — |
| J. New Year | 10. rocznica | — |
| K. Christmas | 11. urodziny | — |

Happy Easter!

Wesołych Świąt
Wielkanocnych!

Happy birthday!

Wszystkiego
najlepszego z
okazji rocznicy!

Merry Christmas!

Gratulacje z
okazji ślubu.

Get well soon!

Szczęśliwego
Nowego Roku!

Good luck!

Wesołych Świąt
Bożego Narodzenia!

Happy New Year!

Powodzenia!

Congratulations on
your wedding day.

Wszystkiego
najlepszego z
okazji urodzin!

Happy anniversary!

Szybkiego powrotu
do zdrowia!

1. Gratulacje z okazji ślubu.

- A Good luck!
- B Happy Easter!
- C Congratulations on your wedding day.
- D Happy New Year!

2. Szybkiego powrotu do zdrowia!

- A Congratulations on your wedding day.
- B Get well soon!
- C Happy New Year!
- D Merry Christmas!

3. Powodzenia!

- A Good luck!
- B Happy anniversary!
- C Happy birthday!
- D Get well soon!

4. Wszystkiego najlepszego z okazji rocznicy!

- A Happy anniversary!
- B Merry Christmas!
- C Congratulations on your wedding day.
- D Happy Easter!

5. Wszystkiego najlepszego z okazji urodzin!

- A Happy Easter!
- B Happy New Year!
- C Merry Christmas!
- D Happy birthday!

6. Wesołych Świąt Wielkanocnych!

- A Congratulations on your wedding day.
- B Good luck!
- C Happy Easter!
- D Happy birthday!

7. Szczęśliwego Nowego Roku!

- A Happy New Year!
- B Merry Christmas!
- C Happy Easter!
- D Happy anniversary!

8. Wesołych Świąt Bożego Narodzenia!

- A Happy anniversary!
- B Congratulations on your wedding day.
- C Merry Christmas!
- D Good luck!

1. Wybierz odpowiednie życzenia.



- A Congratulations on your wedding day!
- B Get well soon!
- C Good luck!

2. Wybierz odpowiednie życzenia.



- A Good luck!
- B Get well soon.
- C Happy anniversary!

3. Wybierz odpowiednie życzenia.



- A Congratulations on your wedding day.
- B Get well soon!
- C Good luck!

4. Wybierz odpowiednie życzenia.



- A Happy anniversary!
- B Congratulations on your wedding day!
- C Happy Easter!

5. Wybierz odpowiednie życzenia.



- A Happy New Year!
- B Happy Birthday!
- C Congratulations on your wedding day!

6. Wybierz odpowiednie życzenia.



- A Merry Christmas!
- B Happy anniversary!
- C Happy Easter!

7. Wybierz odpowiednie życzenia.



- A Happy New Year!
- B Merry Christmas!
- C Get well soon!

8. Wybierz odpowiednie życzenia.



- A Happy anniversary!
- B Merry Christmas!
- C Happy New Year!

Moher's Day

People decorate the Christmas tree, prepare 12 dishes and exchange presents.

Easter

Parents do fun activities and give presents to their children.

date

Children give flowers and presents to their mothers.

Children's Day

People celebrate the date when they get married.

New Year

People drink champagne and set off fireworks.

Christmas

People celebrate the resurrection of Jesus. They eat eggs and sausages.

wedding

Two people in love go out somewhere to spend time together.

birthday

People celebrate the day when they were born. They blow the candles and get presents.

anniversary

Children give presents to their fathers.

Father's Day

People get married in a church or a register office.

1. People get married in a church or a register office.

- A anniversary B date
 C Children's Day D wedding

2. People celebrate the date when they get married.

- A date B Easter
 C anniversary D Mother's Day

3. Children give presents to their fathers.

- A Easter B Father's Day
 C Children's Day D Mother's Day

4. Children give flowers and presents to their mothers.

- A Mother's Day B birthday
 C Father's Day D New Year

5. Parents do fun activities and give presents to their children.

- A Children's Day B Father's Day
 C Christmas D Mother's Day

6. Two people in love go out somewhere to spend time together.

- A Easter B wedding
 C date D anniversary

7. People celebrate the day when they were born. They blow the candles and get presents.

- A birthday B date
 C Father's Day D anniversary

8. People celebrate the resurrection of Jesus. They eat eggs and sausages.

- A anniversary B Easter
 C Father's Day D wedding

9. People decorate the Christmas tree, prepare 12 dishes and exchange presents.

- A New Year B Christmas
 C anniversary D Father's Day

10. People drink champagne and set off fireworks.

- A date B New Year
 C Christmas D Mother's Day

Super Powers 6 Unit 3 - people

Data: _____

Nazwa: _____

💡 Wpisz poprawną literę w każdym miejscu.

- | | |
|-----------------------|-------------------|
| A. sibling | N. neighbour |
| B. father-in-law | O. classmate |
| C. niece | P. relative |
| D. son | Q. wife |
| E. uncle | R. girlfriend |
| F. great-grandparents | S. nephew |
| G. sister-in-law | T. mother-in-law |
| H. couple | U. mate |
| I. boyfriend | V. guest |
| J. daughter | W. brother-in-law |
| K. husband | X. only child |
| L. aunt | Y. grandparent |
| M. parent | |

-
1. gość _____
 2. rodzic _____
 3. ciocia _____
 4. bratowa, szwagierka _____
 5. sąsiad _____
 6. bratanica/siostrzenica _____
 7. brat/siostra _____
 8. kolega z klasy _____
 9. pradziadkowie _____
 10. jedynak/jedynaczka _____
 11. dziadek/babcia _____
 12. wujek _____
 13. syn _____
 14. dziewczyna _____
 15. bratanek/siostrzeniec _____
 16. krewny _____
 17. szwagier _____
 18. żona _____
 19. kolega _____
 20. córka _____
 21. para _____
 22. teściowa _____
 23. chłopak _____
 24. mąż _____
 25. teść _____

Super Powers 6 Unit 3 - people

Data: _____

Nazwa: _____

1. ciocia

t n a u

2. chłopak

o f d i b r n e y

3. szwagier

t r l h b a w - i e - r n o

4. para

e c l u p o

5. kolega z klasy

s m e l c s t a a

6. córka

h e r t d u a g

7. teść

i l t w f a - n e - a r h

8. dziewczyna

d i n i e g l r r f

9. dziadek/babcia

a t r r g n e d a p n

10. pradiadkowie

a g n r d - s r n e t e a g p a r t

11. gość

t e s g u

12. mąż

n b h d s a u

13. kolega

e t m a

14. teściowa

o m t w i r - e n - a l h

15. sąsiad

e g r b n h u o i

16. bratanek/siostrzeniec

w n e p h e

17. bratanica/siostrzenica

e c n e i

18. jedynak/jedynaczka

y l o n d l c i h

19. rodzic

t p n r e a

20. krewny

t r v i e l e a

21. brat/siostra

i b s g n i l

22. bratowa, szwagierka

r a s w n s - l e - i i t

23. syn

n s o

24. wujek

e c l u n

25. żona

e f w i

1.

neighbours relatives siblings classmates

Anna and Emma go to the same school. They are in the class 6A. They are

_____.

2.

classmates girlfriends a couple neighbours

Tom and Ben live on the same street. Their houses are next to each other.

Tom and Ben are _____.

3.

neighbours siblings great-grandparents parents

My grandmother's parents are my _____.

4.

mates relatives classmates neighbours

My family is big. It means that I have a lot of _____.

5.

classmates great-grandparents parents mates

I love spending my free time with Jeremy and Stacy. We are all 11 years old.

We don't go to the same school, but we see each other every day. We have a

lot of fun together! They are my _____.

6.

mates siblings neighbours parents

I come from a large family. I have got two sisters and three brothers. It means that I have got a lot of _____.

7.

grandparent sibling parent great-grandparent

I would like to have a baby. It means that I want to be a

_____.

8.

parents guests couple siblings

Peter and Jenny fell in love with each other. They are dating. I think they are a beautiful _____.

9.

neighbours classmates parents guests

My parents are very friendly and hospitable. They invite relatives and friends to their place every weekend, so our house is full of _____ on Saturdays and Sundays.

10.

mate sibling grandparent great-grandparent

My mother wants me to have a baby. She wants to be a

_____.

11.

guest boyfriend girlfriend sibling

I love Tom. We're dating. He's my _____.

12.

boyfriend girlfriend sibling neighbour

I love Jessica. We're dating. She's my _____.

That would be lovely!

Przykro mi, ale mam inne plany.

Do you fancy to see the fireworks?

Obawiam się, że nie mogę przyjść.

Yes, I'd love to. Thanks.

Czy chciałbyś spędzić z nami Nowy Rok?

I'm afraid I can't go.

Masz ochotę zobaczyć fajerwerki?

Do you want to spend New Year's Day with us?

Tak, chętnie. Dzięki.

Would you like to go to a party?

Brzmi świetnie!

Maybe some other time.

Obawiam się, że nie mogę pójść.

I'm afraid I can't come.

To byłoby urocze!

That sounds great!

Może innym razem.

I'm sorry, but I have other plans.

Czy chciałbyś pójść na imprezę?

💡 Wpisz poprawną literę w każdym miejscu.

- | | | |
|---|---|-------|
| A. That would be lovely! | 1. Przykro mi, ale mam inne plany. | _____ |
| B. Do you fancy to see the fireworks? | 2. Obawiam się, że nie mogę przyjść. | _____ |
| C. Yes, I'd love to. Thanks. | 3. Czy chciałbyś spędzić z nami Nowy Rok? | _____ |
| D. I'm afraid I can't go. | 4. Masz ochotę zobaczyć fajerwerki? | _____ |
| E. Do you want to spend New Year's Day with us? | 5. Tak, chętnie. Dzięki. | _____ |
| F. Would you like to go to a party? | 6. Brzmi świetnie! | _____ |
| G. Maybe some other time. | 7. Obawiam się, że nie mogę pójść. | _____ |
| H. I'm afraid I can't come. | 8. To byłoby urocze! | _____ |
| I. That sounds great! | 9. Może innym razem. | _____ |
| J. I'm sorry, but I have other plans. | 10. Czy chciałbyś pójść na imprezę? | _____ |

Super Powers 6 Unit 3 - verbs

Data: _____

Nazwa: _____

💡 Wpisz poprawną literę w każdym miejscu.

- | | | |
|---------------------------------------|-------------------------------------|-------|
| A. take care of | 1. mieć wiele wspólnego z kimś | _____ |
| B. break up with | 2. zakochać się w | _____ |
| C. get together | 3. wziąć ślub z | _____ |
| D. make friends with | 4. spędzać czas z | _____ |
| E. have a lot in common with somebody | 5. zdmuchnąć świeczkę | _____ |
| F. hang out with | 6. poznać | _____ |
| G. get married to | 7. zaprzyjaźnić się z | _____ |
| H. fall in love with | 8. dogadywać się z | _____ |
| I. keep in touch with somebody | 9. opiekować się | _____ |
| J. get to know | 10. kłócić się z | _____ |
| K. get on well with somebody | 11. spotykać się | _____ |
| L. argue with | 12. zerwać z | _____ |
| M. be in love with | 13. chodzić z dziewczyną/chłopakiem | _____ |
| N. go out with | 14. utrzymywać kontakt z kimś | _____ |
| O. blow out a candle | 15. być w kimś zakochanym | _____ |

1. kłócić się z

- A go out with
- B argue with
- C blow out a candle
- D take care of

2. być w kimś zakochanym

- A be in love with
- B hang out with
- C get married to
- D break up with

3. zdmuchnąć świeczkę

- A get married to
- B have a lot in common with somebody
- C blow out a candle
- D argue with

4. zerwać z

- A get together
- B get married to
- C break up with
- D go out with

5. zakochać się w

- A be in love with
- B get to know
- C fall in love with
- D take care of

6. wziąć ślub z

- A get married to
- B get to know
- C blow out a candle
- D go out with

7. dogadywać się z

- A blow out a candle
- B hang out with
- C get on well with somebody
- D go out with

8. spotykać się

- A get to know
- B keep in touch with somebody
- C get married to
- D get together

9. poznać

- A get to know
- B fall in love with
- C have a lot in common with somebody
- D go out with

10. chodzić z dziewczyną/chłopakiem

- A go out with
- B get on well with somebody
- C make friends with
- D have a lot in common with somebody

11. spędzać czas z

- A hang out with
- B get married to
- C be in love with
- D have a lot in common with somebody

12. mieć wiele wspólnego z kimś

- A keep in touch with somebody
- B get on well with somebody
- C blow out a candle
- D have a lot in common with somebody

13. utrzymywać kontakt z kimś

- A blow out a candle
- B get together
- C keep in touch with somebody
- D make friends with

14. zaprzyjaźnić się z

- A hang out with
- B make friends with
- C be in love with
- D keep in touch with somebody

15. opiekować się

- A take care of
- B go out with
- C break up with
- D make friends with

Super Powers 6 Unit 3 - verbs

Date:

Name:

1. ✨ kłócić się z

e a u g r t h w i

--	--	--	--	--	--	--	--

2. ✨ być w kimś zakochanym

e b n i e o l v i h w t

3. ✨ zdmuchnąć świeczkę

w l b o t u o a e a l n d c

4. ✨ zerwać z

k b a e r p u t h w i

5. ✨ zakochać się w

l l a f n i o e l v t w h i

6. ✨ wziąć ślub z

e t g a r m r i d e o t

7. ✨ dogadywać się z

e t g n o l l w e i w h t
m b o e d y s o

8. ✨ spotykać się

e t g r e t t e g o h

9. ✨ poznać

e t g o t o w k n

--	--	--	--	--	--	--	--	--	--

10. ✨ chodzić z dziewczyną/chłopakiem

o g u t o t h w i

--	--	--	--	--	--	--	--	--	--

11. ✨ spędzać czas z

g a h n t u o t i h w

12. ✨ mieć wiele wspólnego z kimś

e a h v a t o l n i n o m c m o
t h w i o m y e d o b s

13. ✨ utrzymywać kontakt z kimś

e p k e n i o c h u t i t h w
y d b s m o o e

14. ✨ zaprzyjaźnić się z

e a m k r f n i d s e i t h w

15. ✨ opiekować się

e a t k a e c r f o

1.

argue with get married to am in love with

- What's wrong, Kate? You look sad. - I have got a problem with my boyfriend, Tom. - What's the matter? - I _____ him every day. I think he's selfish and he thinks I'm annoying. I don't know what to do.

2.

blow out a candle? break up? get married?

- Did you know? Tom and Kate aren't speaking to each other! - Did they _____
_____ - Yes, they did. Tom broke up with Kate. They aren't together anymore.

3.

goes out with argues with breaks up with

- Did you know? Tom has got a new girlfriend! - What?! - He _____
_____ Anna from 6C! - Poor Kate...

4.

blow the candles get to know get together

- Happy birthday, Anna! These roses are for you. - Oh, Tom! Thank you! They're lovely! - Look! A birthday cake is coming! Come on, _____
_____ and I'll take a photo!

5.

makes friends breaks up is in love

- Did you know that Tom bought 100 red roses for Anna's birthday? - Wow.
He _____ with her, isn't he? - Yes, indeed.

6.

get married to get to know break up

- Hi, Kate? Who's this? - This is my new friend, Ben. - Where did you
_____ him? - I met him when I was on holiday. - Hi, Ben!
My name is Emma. Nice to meet you. - Nice to meet you, too.

7.

make friends with argue with break up with

- Did Kate _____ Ben? - Yes, she did. She really likes
him. They see each other every day after school. - Good for her!

8.

fall in love with hang out with argue with

- Hi, Ben! This is Kate speaking. Do you want to
_____ me and Emma after school? - Yes, of course!
How about going to the cinema? - That's a great idea!

9.

break up with argue with get together with

- Hi, Kate! - Hi, Ben! What's up? - Do you want to _____ me and my family on Sunday? They really want to get to know you! My mum wants to make dinner and cake... - Yes, of course!

10.

break up with go out with fall in love with

- Emma, I have a problem. - What happened, Kate? - I think I like Ben more than a friend. - Did you _____ him? - Yes, I did. And I don't know how to tell him!

11.

get to know get married to hang out with

10 YEARS LATER. _____ - Did you know? Kate got married! - Wow! I had no idea. Who did she _____? - She got married to Ben! Her best friend! - That's great news! And what happened to her first boyfriend, Tom? - He got married to Anna, but they are divorced now.

1.

Be loud Be quiet

_____! I'm learning for a difficult exam!

2.

Be careful Go ahead

_____! There's a cat on the road!

3.

ignore Take come go Give enjoy

- Hi, Kate, where are you? - Hi, Emma! I'm at home. And you? And why it's so loud there? - Kate, did you forget? Today it's my birthday party! - Oh, I'm so sorry! I totally forgot. I can't come, because I don't have a dress and a present for you - Oh, shut up! Just _____ and _____ the party! I don't care about your clothes or presents. I want to celebrate my birthday with you! - If you say so... _____ me 30 minutes and I'll be there.

4.

Don't take Take

_____ photos in the church! It's forbidden*! *forbidden -
zakazane

5.

Don't worry Worry

- I'm very nervous before the exam. - _____! You will pass!

6.

take don't take

- It was so nice to see you again! - Bye! - Bye, _____ care!

7.

Forget Don't forget

Today is Mother's Day! _____ to buy flowers for your mum!

8.

Don't wait Wait

- Hello, Can I speak with Grażyna? - Hello, Grażyna is outside.

_____ a minute. I'll call her.

9.

Don't be Be

- I think there's something between you and Zbyszek. Are you in love with him? - It's none of your business. _____ nosy.

10. Open Don't open

KNOCK, KNOCK - _____ the door! The guests are here! - Ok,
I'm coming!

11. don't read instructions carefully read instructions carefully

If you want to do this properly,

_____.

12. Turn off Don't turn off

I want to sleep! _____ the lights!

13. Touch Don't touch

_____ the candle! You'll burn yourself!

14. Don't argue with your siblings Argue with your siblings

Eddie: Mum! Katie is annoying! Katie: Mum! Eddie is so mean! He never lets
me play with his toys! Mum:

_____!

1. Choose the correct answer.



- A Don't make noise!
- B Make noise!

2. Choose the correct answer.



- A Turn left.
- B Turn right.

3. Choose the correct answer.



- A Don't take photos!
- B Take photos!

4. Choose the correct answer.



- A Turn left.
- B Don't turn left!

5. Choose the correct answer.



- A Smoke!
- B Don't smoke!

6. Choose the correct answer.



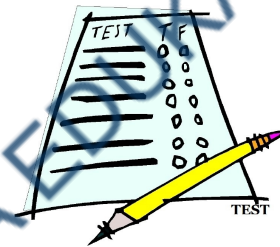
- A Stop.
- B Don't stop.

7. Choose the correct answer.



- A Park your car here.
- B Don't park your car here.

8. Choose the correct answer.



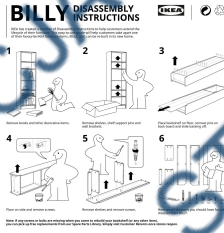
- A Choose the correct answer.
- B Don't choose the correct answer.

9. Choose the correct answer.



- A Eat and drink here.
- B Don't eat and drink here.

10. Choose the correct answer.



- A Follow the instructions.
B Don't follow the instructions.

11. Choose the correct answer.



- A Walk your dog here. B Don't walk your dog here.

12. Choose the correct answer.



- A Be careful!
B Go ahead!
C Be careless!
D Don't stop!

13. Choose the correct answer.



- A Use your phone here.
B Don't use your phone here.

14. Choose the correct answer.



- A Wear a mask.
B Don't wear a mask.

15. Choose the correct answer.



- A Ride a bike here.
B Don't ride a bike here.

16. Choose the correct answer.



- A Wear a helmet. B Don't wear a helmet.

She

himself

They

yourselves

I

themselves

He

ourselves

We

yourself

It

itself

You (wy)

myself

You (ty)

herself

1.

yourself! myself!

I don't need your help. I can do my homework _____

2.

yourself? itself myself

- What do you think about the party? Are you enjoying _____ - Yes, I am. I'm having a good time!

3.

herself himself itself

- His name is Kuba, but he calls _____ Kistek.

4.

itself herself himself

Marysia painted that beautiful picture without any help. She painted it _____.

5.

yourself themselves itself

This coffee machine doesn't clean _____ You have to do it once a month.

6.

themselves yourself ourselves

Don't worry about us! We can take care of _____.

7.

herself themselves himself

Tom and Anna went to London. Their trip was amazing! They really enjoyed _____.

8.

itself myself yourself

I'm trying to teach _____ German, but it's not that easy.

9.

myself yourself? ourselves

Do you need my help or can you do it _____

10.

herself himself itself

- Look, Zbyszek has a black eye*. - Who hit him? - No one. He hit _____
when he was playing with a stick. * black eye - podbite oko

11.

herself yourself himself

- Did you know? Wanda has short hair now! - Did she go to the hairdresser? - No, she didn't. She cut her hair _____. That's why she looks terrible!

12.

yourself himself itself

- Who broke the window? - It wasn't me! - It wasn't me either! - Tell me the truth, boys. The window didn't broke _____.

13.

themselves yourself ourselves!

- Wow! You can ski really well! Who taught you? - Nobody. We taught _____.

14.

themselves yourself ourselves

- Did they go to the swimming pool yesterday? - Yes, but they didn't enjoy _____. There were a lot of people and the water slides were out of order*. *out of order - nie działa

15.

ourselves myself yourself

- Can I have another cookie? - Sure! Help _____.

Super Powers 6 Unit 3 - invitation
(zwroty)

Data: _____

Nazwa: _____

Let us know if you can come...	Save the date for...	Przyjdź i ciesz się wieczorem...	Bylibyśmy zachwyceni, gdybyś mógł przyjść na...
Join us for...	Bring your friends and family!	Twoja obecność wiele by dla nas znaczyła...	Nie możemy się doczekać, aby świętować z Tobą...
We hope you can make it to...	We're looking forward to celebrating with you...	Mamy nadzieję, że będziesz mógł/mogła przyjść na...	Proszę przyjdź na nasze...
Come and enjoy a night of...	Your presence would mean a lot to us...	Dołącz do nas w uczczeniu tej wyjątkowej okazji...	Czekamy na spotkanie z Tobą na...
Please RSVP by [date]...	It won't be the same without you...	Nie będzie to samo bez Ciebie...	Jesteś zaproszony na...
Casual attire is welcome...	Please come to our...	Dołącz do nas na...	Mile widziany jest swobodny strój...
We would be delighted if you could come to...	Join us in marking this special occasion...	Przyjdź ze swoimi przyjaciółmi i rodziną!	Przyjdź i świętuj z nami w...
We're having a...	Come and celebrate with us at...	Mamy...	Prosimy o potwierdzenie udziału do [daty]...
We look forward to seeing you at...	Don't miss out on the fun!	Zapisz datę na...	To jest przyjęcie!
You're invited to...	It's a party!	Daj nam znać, czy możesz przyjść...	Nie przegap zabawy!

Super Powers 6 Unit 3 - zaproszenia
(zдания)

Data: _____

Nazwa: _____

1. to party? Would you go a to like

2. want New us? Do spend
to with Day you Year's

3. fancy the see fireworks? Do you to

4. That sounds great!

5. That lovely! would be

6. Yes, to. love Thanks. I'd

7. I'm can't I come. afraid

8. I'm can't I go. afraid

9. but other have plans. I'm sorry, I

10. Maybe time. some other

What kind of event is it?

Explain what your event is about, whether it's for your birthday, a special celebration, or just a fun get-together.

How can you encourage them to come to your event

Share the date and time of your event so your friends know when to come.

What should your guest/do your guests take?

Finish your invitation with a nice message, like saying you hope they can make it and that you're excited to see them at the event!

Who are you inviting for your event?

Ask your friends to let you know if they can make it by calling, texting, or telling you at school, and tell them when you need to know by.

When is the event taking place?

If there's something you want your friends to bring, like a favorite game or a small gift, tell them in the invitation.

What can you write at the end of your invitation?

Share what's going to be fun at the event, like games, music, or yummy snacks, and tell your friends you really want them to come and have a good time.

What type of clothes should your guest/guests wear?

Decide who you want to come to your event, like friends, family, or classmates.

How can your guest inform you if they are coming or not?

Tell everyone where the event is happening, like at your house or a park, and give them the address.

Where is the event taking place?

Let your friends know if there's a specific way you want them to dress, like wearing their favorite outfits or something special.

Super Powers 6 Unit 3 - invitation (zwroty)

Data:

Nazwa:

1. Jesteś zaproszony na...

- A You're invited to...
- B Come and enjoy a night of...
- C We hope you can make it to...
- D We're looking forward to celebrating with you...

2. Dołącz do nas na...

- A We look forward to seeing you at...
- B Please come to our...
- C We're looking forward to celebrating with you...
- D Join us for...

3. Bylibyśmy zachwyceni, gdybyś mógł przyjść na...

- A Save the date for...
- B Your presence would mean a lot to us...
- C You're invited to...
- D We would be delighted if you could come to...

4. Proszę przyjdź na nasze...

- A Please come to our...
- B Come and celebrate with us at...
- C Join us in marking this special occasion...
- D You're invited to...

5. Mamy...

- A We're having a...
- B Please come to our...
- C Come and enjoy a night of...
- D It's a party!

6. Przyjdź i świętuj z nami w...

- A Casual attire is welcome...
- B Come and celebrate with us at...
- C Your presence would mean a lot to us...
- D Join us in marking this special occasion...

7. Zapisz datę na...

- A Save the date for...
- B Join us for...
- C We look forward to seeing you at...
- D It's a party!

8. To jest przyjęcie!

- A We would be delighted if you could come to...
- B It's a party!
- C Please come to our...
- D Please RSVP by [date]...

9. Dołącz do nas w uczczeniu tej wyjątkowej okazji...

- A It won't be the same without you...
- B We're having a...
- C We look forward to seeing you at...
- D Join us in marking this special occasion...

10. Twoja obecność wiele by dla nas znaczyła...

- A Save the date for...
- B Come and enjoy a night of...
- C Bring your friends and family!
- D Your presence would mean a lot to us...

11. Czekamy na spotkanie z Tobą na...

- A We look forward to seeing you at...
- B Save the date for...
- C We would be delighted if you could come to...
- D Don't miss out on the fun!

12. Mamy nadzieję, że będziesz mógł/mogła przyjść na...

- A We hope you can make it to...
- B It won't be the same without you...
- C Please come to our...
- D Let us know if you can come...

13. Prosimy o potwierdzenie udziału do [daty]...

- A Please RSVP by [date]...
- B Save the date for...
- C Join us in marking this special occasion...
- D Join us for...

14. Daj nam znać, czy możesz przyjść...

- A Let us know if you can come...
- B Casual attire is welcome...
- C We hope you can make it to...
- D We're looking forward to celebrating with you...

15. Nie przegap zabawy!

- A Please RSVP by [date]...
- B We would be delighted if you could come to...
- C Don't miss out on the fun!
- D We hope you can make it to...

16. Przyjdź i ciesz się wieczorem...

- A We look forward to seeing you at...
- B Please RSVP by [date]...
- C We would be delighted if you could come to...
- D Come and enjoy a night of...

17. Nie możemy się doczekać, aby świętować z Tobą...

- A We're looking forward to celebrating with you...
- B Please come to our...
- C Let us know if you can come...
- D Come and enjoy a night of...

18. Nie będzie to samo bez Ciebie...

- A We look forward to seeing you at...
- B Come and enjoy a night of...
- C Join us in marking this special occasion...
- D It won't be the same without you...

19. Przyjdź ze swoimi przyjaciółmi i rodziną!

- A It won't be the same without you...
- B Casual attire is welcome...
- C We look forward to seeing you at...
- D Bring your friends and family!

20. Mile widziany jest swobodny strój...

- A Your presence would mean a lot to us...
- B Casual attire is welcome...
- C It's a party!
- D Bring your friends and family!

Super Powers 6 Unit 3 - invitation
(writing)

Data:

Nazwa:

1. Who are you inviting for your event?

2. What kind of event is it?

3. Where is the event taking place?

4. When is the event taking place?

5. What type of clothes should your guest/guests wear?

6. What should your guest/do your guests take?

7. How can your guest inform you if they are coming or not?

8. How can you encourage them to come to your event?

9. What can you write in the end of your invitation?

Super Powers 6 Unit 3 - invitation - questions

Data:

Nazwa:

- Decide who you want to come to your event, like friends, family, or classmates.
 - What should your guest/do your guests take?
 - How can you encourage them to come to your event
 - When is the event taking place?
 - Who are you inviting for your event?
- Explain what your event is about, whether it's for your birthday, a special celebration, or just a fun get-together.
 - What type of clothes should your guest/guests wear?
 - What can you write at the end of your invitation?
 - Who are you inviting for your event?
 - What kind of event is it?
- Tell everyone where the event is happening, like at your house or a park, and give them the address.
 - When is the event taking place?
 - What type of clothes should your guest/guests wear?
 - Where is the event taking place?
 - Who are you inviting for your event?
- Share the date and time of your event so your friends know when to come.
 - Who are you inviting for your event?
 - What should your guest/do your guests take?
 - What kind of event is it?
 - When is the event taking place?
- Let your friends know if there's a specific way you want them to dress, like wearing their favorite outfits or something special.
 - What type of clothes should your guest/guests wear?
 - How can your guest inform you if they are coming or not?
 - Where is the event taking place?
 - When is the event taking place?
- If there's something you want your friends to bring, like a favorite game or a small gift, tell them in the invitation.
 - What should your guest/do your guests take?
 - What type of clothes should your guest/guests wear?
 - Who are you inviting for your event?
 - Where is the event taking place?
- Ask your friends to let you know if they can make it by calling, texting, or telling you at school, and tell them when you need to know by.
 - What type of clothes should your guest/guests wear?
 - When is the event taking place?
 - How can your guest inform you if they are coming or not?
 - Who are you inviting for your event?
- Share what's going to be fun at the event, like games, music, or yummy snacks, and tell your friends you really want them to come and have a good time.
 - What can you write at the end of your invitation?
 - What should your guest/do your guests take?
 - What kind of event is it?
 - How can you encourage them to come to your event
- Finish your invitation with a nice message, like saying you hope they can make it and that you're excited to see them at the event!
 - Where is the event taking place?
 - What can you write at the end of your invitation?
 - Who are you inviting for your event?
 - What type of clothes should your guest/guests wear?

Super Powers 6 Unit 3 - invitation
(zwroty)

Data:

Nazwa:

1. Jesteś zaproszony na...

2. Dołącz do nas na...

3. Bylibyśmy zachwyceni,
gdybyś mógł przyjść na...

4. Proszę przyjdź na
nasze...

5. Mamy...

6. Przyjdź i świętuj z nami
w...

7. Zapisz datę na...

8. To jest przyjęcie!

9. Dołącz do nas w uczczeniu
tej wyjątkowej okazji...

10. Twoja obecność wiele by
dla nas znaczyła...

11. Czekamy na spotkanie z
Tobą na...

12. Mamy nadzieję, że będziesz
mógł/mogła przyjść na...

13. Prosimy o potwierdzenie
udziału do [daty]...

14. Daj nam znać, czy
możesz przyjść...

15. Nie przegap zabawy!

16. Przyjdź i ciesz się
wieczorem...

17. Nie możemy się doczekać,
aby świętować z Tobą...

18. Nie będzie to samo bez
Ciebie...

19. Przyjdź ze swoimi
przyjaciółmi i rodziną!

20. Mile widziany jest
swobodny strój...

1.

Would other afraid

- _____ you like to go to the park? - I'm _____ I can't go. My grandma is visiting. Maybe some _____ time.

2.

lovely! going

- Do you fancy _____ to see the fireworks? - Yes, thanks. That would be _____

3.

sounds celebrate want

- Do you _____ to come to my party? It's to _____ my birthday. - That _____ great! When is it?

Super Powers 6 - invitations

Data: _____

Nazwa: _____

1.

place Hope starts celebrate taking church Saturday fancy know

Dear Anna and Tom, We would like to invite you to _____ our wedding. The wedding is _____ place on _____, 30th December in _____ in Siekierki Wielkie. It _____ at 3 p.m. Later, we and our guests are going to Biały Domek in Siedlec. The wedding reception is taking _____ there. There will be a lot of food, drinks and music! Please wear _____ outfits. Let me _____ if you can come. _____ to see you there Ben and Maggie

2.

wear invite starts party taking wait off bus

To all my students! I _____ you to my birthday _____. The event is _____ place on Monday, 22nd April in Stacja Edukacja in Siekierki Wielkie. To get there, take a number 486 _____ from the square and get _____ at the 2nd stop. The party _____ at 5 p.m. Remember to _____ something casual and comfortable! I can't _____ to see you!
Elżbieta

Super Powers 6 Unit 3 - reakcje

Data:

Nazwa:

1. Congratulations on your wedding day.

A Somebody is at the hospital with a broken leg.

B Somebody celebrates the resurrection of Jesus Christ.

C Somebody celebrates the day they were born.

D Somebody gets married.

2. Get well soon!

A Somebody celebrates the resurrection of Jesus Christ.

B Somebody celebrates the birth of Jesus Christ.

C Somebody is at the hospital with a broken leg.

D Somebody celebrates 50 years of marriage.

3. Good luck!

A Somebody celebrates the birth of Jesus Christ.

B Somebody writes a test.

C Somebody celebrates the day they were born.

D Somebody celebrates 50 years of marriage.

4. Happy anniversary!

A Somebody celebrates 50 years of marriage.

B Somebody celebrates the end of year.

C Somebody writes a test.

D Somebody invites you to the party but you can't come.

5. Happy birthday!

A Somebody celebrates the day they were born.

B Somebody writes a test.

C Somebody invites you to the party and you can come.

D Somebody celebrates 50 years of marriage.

6. Happy Easter!

A Somebody celebrates the birth of Jesus Christ.

B Somebody gets married.

C Somebody celebrates the resurrection of Jesus Christ.

D Somebody is at the hospital with a broken leg.

7. Happy New Year!

A Somebody celebrates the end of year.

B Somebody celebrates the resurrection of Jesus Christ.

C Somebody writes a test.

D Somebody is at the hospital with a broken leg.

8. Merry Christmas!

A Somebody is at the hospital with a broken leg.

B Somebody celebrates the birth of Jesus Christ.

C Somebody writes a test.

D Somebody gets married.

9. That sounds great! / That would be lovely! / Yes, I'd love to. Thanks.

A Somebody invites you to the party but you can't come.

B Somebody invites you to the party and you can come.

C Somebody is at the hospital with a broken leg.

D Somebody writes a test.

10. I'm afraid I can't come. / I'm sorry, but I have other plans. / Maybe some other time.

A Somebody celebrates the resurrection of Jesus Christ.

B Somebody invites you to the party but you can't come.

C Somebody invites you to the party and you can come.

D Somebody celebrates 50 years of marriage.

1. Would you like to go to the party?




- A I'm afraid I can't go.
- B Yes, I'd love to. Thanks.
- C That sounds great!
- D That would be lovely!

2. Would you like to go to the party?



- A I'm afraid I can't go.
- B Yes, I'd love to. Thanks.
- C Maybe some other time.
- D I'm sorry, but I have other plans.

3. Would you like to go to the party?



- A That would be lovely!
- B Yes, I'd love to. Thanks.
- C I'm sorry, but I have other plans.
- D That sounds great!

4. Do you want to spend New Year's with us?



- A I'm afraid I can't go.
- B I'm sorry, but I have other plans.
- C I'm afraid I can't come.
- D That sounds great!

5. Do you fancy going to see the fireworks?




- A I'm afraid I can't go.
- B That sounds great!
- C Yes, I'd love to. Thanks.
- D That would be lovely.

6. Would you like to go to the park?



- A I'm afraid I can't go.
- B That would be lovely!
- C I'm sorry, but I have other plans.
- D Maybe some other time.

7. Do you want to come to my party? It's to celebrate my birthday.



- A That would be lovely.
- B That sounds great.
- C I'm afraid I can't come. My grandma is visiting us.
- D Yes, I'd love to. Thanks.

8. Do you fancy going to a pizza restaurant?



- A Yes, I'd love to. Thanks.
- B That sounds great.
- C That would be lovely.
- D I'm afraid I can't go. I don't like pizza at all.

💡 Wpisz numery elementów na liście pól dla każdej grupy

A

AN

THE

ZERO
 ARTICLE (-)

1

rzeczowniki
policzalne w
liczbie mnogiej

2

rzeczownik policzalny w liczbie
pojedynczej, który rozpoczyna
się na spółgłoskę (mówimy
o nim po raz pierwszy)

3

przed nazwami
dni tygodnia

4

przed nazwami
pór posiłków

5

rzeczownik policzalny w liczbie
pojedynczej, który rozpoczyna
się na samogłoskę (mówimy
o nim po raz pierwszy)

6

przed nazwami
miesięcy

7

rzeczowniki
niepoliczalne

8

rzeczowniki policzalne i
niepoliczalne, o których
mówimy po raz kolejny

9

przed
porami roku

Super Powers 6 Unit 3 - articles

Data:

Nazwa:

1. przed porami roku

A A

B AN

C THE

D ZERO ARTICLE (-)

2. rzeczowniki policzalne i niepoliczalne, o których mówimy po raz kolejny

A A

B AN

C THE

D ZERO ARTICLE (-)

3. przed nazwami dni tygodnia

A A

B AN

C THE

D ZERO ARTICLE (-)

4. przed nazwami miesięcy

A A

B AN

C THE

D ZERO ARTICLE (-)

5. rzeczownik policzalny w liczbie pojedynczej, który rozpoczyna się na samogłoskę (mówimy o nim po raz pierwszy)

A A

B AN

C THE

D ZERO ARTICLE (-)

6. przed nazwami pór posiłków

A A

B AN

C THE

D ZERO ARTICLE (-)

7. rzeczowniki policzalne w liczbie mnogiej

A A

B AN

C THE

D ZERO ARTICLE (-)

8. rzeczowniki niepoliczalne

A A

B AN

C THE

D ZERO ARTICLE (-)

9. rzeczownik policzalny w liczbie pojedynczej, który rozpoczyna się na spółgłoskę (mówimy o nim po raz pierwszy)

A A

B AN

C THE

D ZERO ARTICLE (-)

1.

an - a The

On the New Year's Eve, _____ people often have a party. At midnight people sing _____ song. _____ song is called "Auld Lang Syne".

2.

an the - a

At birthday parties, there is often _____ birthday cake. The cake usually has _____ candles on it. A birthday boy or a girl blows out _____ candles.

3.

- an a The

I went to a party in June. It was a wedding reception. I had a lot of fun. There was _____ band playing and some people were dancing to the music. There was also a big wedding cake. _____ party and the band were a lot of fun!

4.

- the a an

I'm organising _____ party on _____ Sunday. The party is a surprise for my mum's birthday.

5.

the a an

I have _____ older brother. He loves _____ football. I sometimes watch football matches with him.

6.

- a an The

I saw _____ interesting film last week. _____ film was about Christmas traditions in different countries.

7.

- an the a

We usually go to _____ mountains in _____ winter. We always stay at _____ nice hotel. The hotel is very old but luxurious.

8.

the an a -

- What are your favourite _____ celebrations? - My birthday! I always get _____ computer game from my parents, so I spend the whole day playing _____ game!

9.

- an the a

- There is _____ celebration in Poland in which people throw water over on each other in the streets. Is that right? - Yes, _____ celebration is called śmigus-dyngus.

10.

an a the -

My favourite celebration is Tłusty Czwartek. It means Fat Thursday. We eat _____ doughnuts all day.

1.

one another each other

Bartek and Krzysiu are classmates and friends. They like

_____.

2.

one another's each other's

I have got three dogs: Forest, Pianka and Aisza. Sometimes, they take

_____ food.

3.

each other one another

Ania and Igor are siblings. They get on well. They love _____.

4.

one another each other

I have three sisters: Asia, Basia and Kasia. We don't get on well. We argue and fight a lot. We don't like _____.

5.

each other one another

John and Jenny are in love with _____. They're going to get married next year.

6.

each other one another

Ben and Betty broke up. They don't speak to _____.

7.

one another each other

I have a lot of friends. We often visit _____.

8.

each other one another

My grandparents met at the party. They fell in love with _____ immediately and the rest is history.

9.

each other one another

My name is Theresa. I have two brothers, Tim and Tom. We always help _____.

10.

one another each other

People should always respect _____. It's very important.